









Dimmable CFL & LED bulbs

Compatible with C·L® dimmers

List updated April 15, 2013
For the most up-to-date list, visit
www.lutron.com/dimcflled

Table of Contents

Maestro® occupancy sensor C·L dimmers	
• CFL Bulbs page 1-2	
• LED Bulbs pages 3-10	
Maestro C·L dimmers	
• CFL Bulbs pages 11-12	
• LED Bulbs pages 13-20	
Diva® C·L dimmers	
• CFL Bulbs pages 21-22	
• LED Bulbs pages 23-29	
Skylark Contour® C·L dimmers	
• CFL Bulbs pages 21-22	
• LED Bulbs pages 23-29	
Skylark® C·L dimmers	
• CFL Bulbs pages 21-22	
• LED Bulbs pages 23-29	
Lumea® C·L dimmers	
• CFL Bulbs pages 21-22	
• LED Bulbs pages 23-29	
Toggler® C·L dimmers	
• CFL Bulbs pages 21-22	
• LED Bulbs pages 23-29	
Credenza® C·L dimmers	
• CFL Bulbs page 30	
• LED Bulbs pages 31-32	

Dimmable CFL & LED bulbs

Compatible with C•L® dimmers

List updated April 15, 2013
For the most up-to-date list, visit
www.lutron.com/dimcflled



CFL bulbs* for Maestro® occupancy sensor C•L dimmers

Maestro occupancy sensor C•L: MSCL-OP153M, MSCL-VP153M



Brand	Wattage	Model	Description
EcoSmart	11W	BPESL11R20/DM/ESM	R20, Soft White
	14W	40114†	Spiral, Soft White (ES5M814DIM2, ES9M814DIM2)
	14W	2R2014DIM	R20 Medium Screw Base, 410 Lumen, 2700K
	15W	2R3015DIM	R30 Flood, Soft White (ES5R315DIM2)
	15W	2R3015DIM50K	R30 Flood, Daylight (ES5R315DIM250K)
	15W	2R3015DIM35K	R30 Flood, Daylight (ES5R315DIM35K)
	23W	40123†	Spiral, Soft White (ES5M823DIM2)
Feit	11W	BPESL11R20/DM	R20
	23W	BPESL23R40/DIM	R40
GE	26W	FLE26HT3/2/DV/SW†	Spiral
	26W	FLE26/2/DVR/40	R40
Philips	20W	EL/A R40 Dim 20W	R40
SYLVANIA	5W	CF5EL/DEC/DIM	Candle
	14W	CF14EL/TWIST/DIM	Spiral
	24W	CF24EL/TWIST/DIM	Spiral
TCP	14W	40114†	Spiral
	14W	2R2014DIM	R20 Medium Screw Base, 410 Lumen, 2700K
	15W	2R3015DIM	R30, Soft White, 2700K
	16W	4R3016TD	R30, TruDim, 2700K
	16W	4R3016TD30K	R30, TruDim, 3000K
	16W	4R3016TD35K	R30, TruDim, 3500K
	16W	4R3016TD41K	R30, TruDim, 4100K
	16W	4R3016TD50K	R30, TruDim, 5000K
	16W	4R3016TD65K	R30, TruDim, 6500K
	23W	40123†	Spiral

Note: We are continuously testing bulbs for compatibility with C•L dimmers and updating this list regularly. Some bulbs compatible with Diva® C•L, Skylark Contour® C•L, Toggler®/Ariadni® C•L, and Lumea® C•L models might not appear on the Maestro C•L section of this list and vice versa. Please continue to check the list as more bulbs are tested.

* CFLs typically require a warmup period before their full dimming range is achieved.

† Requires a minimum of two bulbs for proper operation; this can be a mixed load of different bulbs (Ex: CFL and incandescent)

Dimmable CFL & LED bulbs

Compatible with C•L® dimmers

List updated April 15, 2013
 For the most up-to-date list, visit
www.lutron.com/dimcflled



CFL bulbs* for Maestro® occupancy sensor C•L dimmers

Maestro occupancy sensor C•L: MSCL-OP153M, MSCL-VP153M



Brand	Wattage	Model	Description
Utilitech	11W	LBP11R20DM	R20 Medium Base, Soft White, 2700K
	13W	LBP13TC/DM**	Spiral, 800 Lumen, Soft White, 2700K, Candelabra base
	13W	LBP13T/GU24/DM/27K**	Spiral, 900 Lumen, Soft White, 2700K, GU24 Plug-in base
	15W	LBP15TDM	Spiral
	23W	LBP23R40DM	R40
	23W	LBP23TDM	Spiral

Note: We are continuously testing bulbs for compatibility with C•L dimmers and updating this list regularly. Some bulbs compatible with Diva® C•L, Skylark Contour® C•L, Toggler®/Ariadne® C•L, and Lumea® C•L models might not appear on the Maestro C•L section of this list and vice versa. Please continue to check the list as more bulbs are tested.

* CFLs typically require a warmup period before their full dimming range is achieved.

** New addition. Final approval in progress.

Dimmable CFL & LED bulbs

Compatible with C•L® dimmers

List updated April 15, 2013
 For the most up-to-date list, visit
www.lutron.com/dimcflled



LED bulbs for Maestro® occupancy sensor C•L dimmers

Maestro occupancy sensor C•L: MSCL-OP153M, MSCL-VP153M



Brand	Wattage	Model	Description
Commercial Electric	12.5W	CE-JB6-650L-27K (T61)	6" Downlight, 650 Lumen, Soft White, 2700K
	12.5W	CE-JB4-600L-27K (T47)**	4" Downlight, 600 Lumen, Soft White, 2700K
Cooper	9.4W	RL560WH-R	Halo Downlight, 600 Lumen, Warm White, 3000K
Cree	6W	BA19-04527OMF-12DE26-1U100	A19, 450 Lumen, Warm Soft White, 2700K, Medium base
	9W	BA19-08050OMF-12DE26-1U100	A19, 800 Lumen, Daylight, 5000K, Medium base
	9.5W	CR4-575L	4" Downlight, 2700K, Edison Base
	9.5W	CR6	6" Downlight, 2700K, Edison Base
	9.5W	CR6-GU24	6" Downlight, 2700K, GU24 Base
	9.5W	BA19-08027OMF-12DE26-1U100	A19, 800 Lumen, Warm Soft White, 2700K, Medium base

Note: We are continuously testing bulbs for compatibility with C•L dimmers and updating this list regularly. Some bulbs compatible with Diva® C•L, Skylark Contour® C•L, Toggler®/Ariadni® C•L, and Lumea® C•L models might not appear on the Maestro C•L section of this list and vice versa. Please continue to check the list as more bulbs are tested.

** New addition. Final approval in progress.

Dimmable CFL & LED bulbs

Compatible with C•L® dimmers

List updated April 15, 2013
For the most up-to-date list, visit
www.lutron.com/dimcflled



LED bulbs for Maestro® occupancy sensor C•L dimmers

Maestro occupancy sensor C•L: MSCL-OP153M, MSCL-VP153M



Brand	Wattage	Model	Description
EcoSmart	8W	ECS 19 WW 120†	A19, Warm White, 3000K
	8W	ECS 19 CW 120†	A19, Warm White, 3000K
	8W	ECS 25 WW 120	G25, Warm White, 3000K
	8W	ECS 20 WW FL 120	PAR20, Warm White, 3000K
	8W	ECS A19 V1 CW 120	A19, Daylight White, 4900K
	8W	ECS A19 V1 WW 120	A19, Warm White, 3000K
	8W	ECS 20 CW FL 120	PAR20, 490 Lumen, Daylight, 5000K
	9.5W	ECO4-575L	4" Downlight, 575 Lumen, Soft White, 2700K
	9.5W	ECO4-575L-50K	4" Downlight, 575 Lumen, Daylight, 5000K
	9.5W	ECO4-575L-50K-GU24	4" Downlight, 575 Lumen, Daylight, 5000K, GU24 Base
	9.5W	ECO-575L	6" Downlight, 575 Lumen, Soft White, 2700K
	9.5W	ECO-575L-GU24	6" Downlight, 575 Lumen, Soft White, 2700K, GU24 Base
	9.5W	ECO-575L-50K	6" Downlight, 575 Lumen, Daylight, 5000K
	13W	ECS A19 V2 CW 120	A19, Daylight White, 4900K
	13W	ECS A19 V2 WW 120	A19, Warm White, 3000K
	15W	ECS BR30 W27 FL 120	BR30, Soft White, 2700K
	16W	ECS BR40 W27 FL 120†	BR40, Soft White, 2700K
	17W	ECS 30 V2 WW FL 120	PAR30, Warm White, 3000K
	17W	ECS BR30 W27 FL 120	PAR30, Warm White, 3000K
	18W	ECS 38 WW FL 120†	PAR38, Warm White, 3000K
	18W	ECS 38 CW FL 120†	PAR38, Daylight White, 4900K
24W	ECS 38 V2 WW FL 120	PAR38, Warm White, 3000K	

Note: We are continuously testing bulbs for compatibility with C•L dimmers and updating this list regularly. Some bulbs compatible with Diva® C•L, Skylark Contour® C•L, Toggler®/Ariadni® C•L, and Lumea® C•L models might not appear on the Maestro C•L section of this list and vice versa. Please continue to check the list as more bulbs are tested.

† Requires a minimum of two bulbs for proper operation; this can be a mixed load of different bulbs (Ex: CFL and incandescent)

Dimmable CFL & LED bulbs

Compatible with C•L® dimmers

List updated April 15, 2013
For the most up-to-date list, visit
www.lutron.com/dimcflled



LED bulbs for Maestro® occupancy sensor C•L dimmers

Maestro occupancy sensor C•L: MSCL-OP153M, MSCL-VP153M



Brand	Wattage	Model	Description
Feit	3.5W	CFC/DM/LED†	Candle, Flame Tip Clear, 3000K, Candelabra Base
	3.5W	EFC/DM/LED†	Candle, Flame Tip Clear, 3000K, Medium Base
	7.5W	A19DM/LED	A19, 3000K
	7.5W	A19DM/5K/LED	A19, 5000K
	7.5W	PAR20DM/LED	PAR20, 3000K
	7.5W	PAR20DM/5K/LED	PAR20, 5000K
	10W	LG25/DM/LED†	G25, 3000K
	13W	A19DM/800/LED	A19, 3000K
	13.5W	A19/OM800/LED	A19, 3000K, Omni Directional
	18W	18PAR38/DM/LED	PAR38, 3000K
GE	10W	LED10DP30S830/20	PAR30, 3000K, Short Neck, Silver Base
	10W	LED10DP30S827/20	PAR30, 2700K, Short Neck, Silver Base
	10W	LED10DP30W827/20	PAR30, 2700K, Short Neck, White Base
Lighting Science	8W	DFN 19 CW 120†	A19, Cool White, 5000K
	8W	DFN 19 NW 120†	A19, Neutral White, 4000K
	8W	DFN 19 W27 120†	A19, Warm White, 2700K
	8W	DFN 19 WW 120†	A19, Warm White, 3000K
	8W	DFN 20 CW FL 120	PAR20, Cool White, 5000K
	8W	DFN 20 CW NFL 120	PAR20, Cool White, 5000K
	8W	DFN 20 NW FL 120	PAR20, Neutral White, 4000K
	8W	DFN 20 NW NFL 120	PAR20, Neutral White, 4000K
	8W	DFN 20 W27 FL 120	PAR20, Warm White, 2700K
	8W	DFN 20 W27 NFL 120	PAR20, Warm White, 2700K
	8W	DFN 20 WW FL 120	PAR20, Warm White, 3000K
	8W	DFN 20 WW NFL 120	PAR20, Warm White, 3000K
	8W	DFN 25 CW 120	G25, Cool White, 5000K
8W	DFN 25 NW 120	G25, Neutral White, 4000K	

Note: We are continuously testing bulbs for compatibility with C•L dimmers and updating this list regularly. Some bulbs compatible with Diva® C•L, Skylark Contour® C•L, Toggler®/Ariadni® C•L, and Lumea® C•L models might not appear on the Maestro C•L section of this list and vice versa. Please continue to check the list as more bulbs are tested.

† Requires a minimum of two bulbs for proper operation; this can be a mixed load of different bulbs (Ex: CFL and incandescent)

Dimmable CFL & LED bulbs

Compatible with C•L® dimmers

List updated April 15, 2013
For the most up-to-date list, visit
www.lutron.com/dimcflled



LED bulbs for Maestro® occupancy sensor C•L dimmers

Maestro occupancy sensor C•L: MSCL-OP153M, MSCL-VP153M



Brand	Wattage	Model	Description
Lighting Science	8W	DFN 25 W27 120	G25, Warm White, 2700K
	8W	DFN 25 WW 120	G25, Warm White, 3000K
	8W	DFN BR30 W27 FL 120	BR30, Warm White, 2700K
	8W	DFN BR30 WW FL 120	BR30, Warm White, 3000K
	8W	DFN BR30 NW FL 120	BR30, Neutral White, 4000K
	8W	DFN A19 V1 CW 120	A19, Cool White, 5000K
	8W	DFN A19 V1 NW 120	A19, Neutral White, Neutral White, 4000K
	8W	DFN A19 V1 W27 120	A19, Warm White, 2700K
	8W	DFN A19 V1 WW 120	A19, Warm White, 3000K
	13.5W	DFN A19 V2 CW 120	A19, Cool White, 5000K
	13.5W	DFN A19 V2 NW 120	A19, Neutral White, Neutral White, 4000K
	13.5W	DFN A19 V2 W27 120	A19, Warm White, 2700K
	13.5W	DFN A19 V2 WW 120	A19, Warm White, 3000K
	8W	DFN BR30 CW FL 120	BR30, Cool White, 5000K
	16W	DFN BR40 W27 120†	BR40, Warm White, 2700K
	16W	DFN BR40 WW 120†	BR40, Warm White, 3000K
	16W	DFN BR40 NW 120†	BR40, Neutral White, 4000K
	16W	DFN BR40 CW 120†	BR40, Cool White, 5000K
	17W	DFN 30 W27 V2 FL 120	PAR30, Warm White, 2700K
	17W	DFN 30 WW V2 FL 120	PAR30, Warm White, 3000K
	17W	DFN 30 NW V2 FL 120	PAR30, Neutral White, 4000K
	17W	DFN 30 CW V2 FL 120	PAR30, Cool White, 5000K
	17W	DFN 30 W27 V2 NFL 120	PAR30, Warm White, 2700K
	17W	DFN 30 WW V2 NFL 120	PAR30, Warm White, 3000K
	17W	DFN 30 NW V2 NFL 120	PAR30, Neutral White, 4000K
	17W	DFN 30 CW V2 NFL 120	PAR30, Cool White, 5000K
	18W	DFN 38 W27 FL 120†	PAR38, Warm White, 2700K
	18W	DFN 38 WW FL 120†	PAR38, Warm White, 3000K
	18W	DFN 38 NW FL 120†	PAR38, Neutral White, 4000K

Note: We are continuously testing bulbs for compatibility with C•L dimmers and updating this list regularly. Some bulbs compatible with Diva® C•L, Skylark Contour® C•L, Toggler®/Ariadni® C•L, and Lumea® C•L models might not appear on the Maestro C•L section of this list and vice versa. Please continue to check the list as more bulbs are tested.

† Requires a minimum of two bulbs for proper operation; this can be a mixed load of different bulbs (Ex: CFL and incandescent)

Dimmable CFL & LED bulbs

Compatible with C•L® dimmers

List updated April 15, 2013
For the most up-to-date list, visit
www.lutron.com/dimcflled



LED bulbs for Maestro® occupancy sensor C•L dimmers

Maestro occupancy sensor C•L: MSCL-OP153M, MSCL-VP153M



Brand	Wattage	Model	Description
Lighting Science	18W	DFN 38 CW FL 120 [†]	PAR38, Cool White, 5000K
	18W	DFN 38 W27 NFL 120 [†]	PAR38, Warm White, 2700K
	18W	DFN 38 WW NFL 120 [†]	PAR38, Warm White, 3000K
	18W	DFN 38 NW NFL 120 [†]	PAR38, Neutral White, 4000K
	18W	DFN 38 CW NFL 120 [†]	PAR38, Cool White, 5000K
	24W	DFN 38 W27 V2 FL 120	PAR38, Warm White, 2700K
	24W	DFN 38 WW V2 FL 120	PAR38, Warm White, 3000K
	24W	DFN 38 NW V2 FL 120	PAR38, Neutral White, 4000K
	24W	DFN 38 CW V2 FL 120	PAR38, Cool White, 5000K
	24W	DFN 38 W27 V2 NFL 120	PAR38, Warm White, 2700K
	24W	DFN 38 WW V2 NFL 120	PAR38, Warm White, 3000K
	24W	DFN 38 NW V2 NFL 120	PAR38, Neutral White, 4000K
	24W	DFN 38 CW V2 NFL 120	PAR38, Cool White, 5000K
Lumapro	8W	8A19/LED/DIM/30 [†]	A19, Warm White, 3000K (6GEM2)
	8W	8A19/LED/DIM/50 [†]	A19, Cool White, 5000K (6GEM3)
	8W	8PAR20/LED/DIM30/NFL	PAR20, Warm White, 3000K (6GEM4)
	8W	8PAR20/LED/DIM50/NFL	PAR20, Cool White, 5000K (6GEM5)
	18W	18PAR38/LED/DIM/30/NFL [†]	PAR38, Warm White, 3000K
	18W	18PAR38/LED/DIM/50/NFL [†]	PAR38, Cool White, 5000K
Phillips	6W	9290002242**	MR16, 300 Lumen, 3000K, GU10 base
	7W	7E26A55-E	A19, AmbientLED, 240 Lumen, 2700K
	7W	7E26PAR20-E	EnduraLED PAR20 2700K, 3000K, 4000K
	7W	7E26PAR20-E	Ambient PAR20 2700K
	7W	7E26PAR20D-1**	PAR20 AmbientLED/EnduraLED, 280 Lumen, 2700K, Medium base
	7W	9290002020**	PAR20 AmbientLED, 280 Lumen, 2700K, Medium base
	8W	9290002295	A19
	8W	9290002267	A19, AmbientLED/EnduraLED, 478 Lumen, 2700K

Note: We are continuously testing bulbs for compatibility with C•L dimmers and updating this list regularly. Some bulbs compatible with Diva® C•L, Skylark Contour® C•L, Toggler®/Ariadni® C•L, and Lumea® C•L models might not appear on the Maestro C•L section of this list and vice versa. Please continue to check the list as more bulbs are tested.

[†] Requires a minimum of two bulbs for proper operation; this can be a mixed load of different bulbs (Ex: CFL and incandescent)

** New addition. Final approval in progress.

Dimmable CFL & LED bulbs

Compatible with C•L® dimmers

List updated April 15, 2013
For the most up-to-date list, visit
www.lutron.com/dimcflled



LED bulbs for Maestro® occupancy sensor C•L dimmers

Maestro occupancy sensor C•L: MSCL-OP153M, MSCL-VP153M



Brand	Wattage	Model	Description
Phillips	8W	9E26A19DCCA AAA	A19, AmbientLED/EnduraLED, 507 Lumen, 2700K
	8W	9290002329**	PAR20 AmbientLED, 280 Lumen, 3000K, Medium base
	8W	9290002192**	R20 AmbientLED, 530 Lumen, Soft White light, 2700K, Medium base
	11W	9290002296	A19, 830 Lumen, Daylight, 5000K
	11W	9290002268	A19, AmbientLED/EnduraLED, 908 Lumen, 2700K
	12W	12E26PAR30L-E2	AmbientLED PAR30 3000K
	12.5W	12E26A60	EnduraLED A19 2700K
	12.5W	12E26A60	AmbientLED A19 2700K
	12.5W	9290001829	A19, AmbientLED/EnduraLED, 887 Lumen, 2700K
	13W	13E26B30DAAAABAB	AmbientLED BR30 3000K
	13W	9290002197	BR30, AmbientLED/EnduraLED, 721 Lumen, 2700K
	13W	9290002197	BR30, AmbientLED/EnduraLED, 721 Lumen, 2700K
	13W	9290002323	PAR30
	13W	9290002201	PAR30, AmbientLED, 804 Lumen, 3000K
	13W	9290002233	PAR30, EnduraLED, 784 Lumen, 2700K
	13W	9290002234	PAR30, EnduraLED, 770 Lumen, 2700K
	14.5W	9290002199	BR40, AmbientLED/EnduraLED, 832 Lumen, 2700K
	17W	17E26A21D	EnduraLED A19 2700K
	17W	17E26A21D	AmbientLED A19 2700K
	17W	17E260AR38-E2	AmbientLED PAR38 3000K
	17W	9290002018	A21, AmbientLED/EnduraLED, 2700K
	18W	9290002245	PAR38, EnduraLED, 938 Lumen, 2700K
	18W	9290002202**	PAR38 AmbientLED, 951 Lumen, 3000K, Medium base

Note: We are continuously testing bulbs for compatibility with C•L dimmers and updating this list regularly. Some bulbs compatible with Diva® C•L, Skylark Contour® C•L, Toggler®/Ariadni® C•L, and Lumea® C•L models might not appear on the Maestro C•L section of this list and vice versa. Please continue to check the list as more bulbs are tested.

** New addition. Final approval in progress.

Dimmable CFL & LED bulbs

Compatible with C•L® dimmers

List updated April 15, 2013
For the most up-to-date list, visit
www.lutron.com/dimcflled



LED bulbs for Maestro® occupancy sensor C•L dimmers

Maestro occupancy sensor C•L: MSCL-OP153M, MSCL-VP153M



Brand	Wattage	Model	Description
Phillips	19.5W	9290002251**	PAR38 AmbientLED, 1210 Lumen, 3000K, Medium base
	19.5W	9290002321**	PAR38 AmbientLED, 1172 Lumen, 2700K, Medium base
	19.5W	9290002322**	PAR38, 1300 Lumen, 5000K, Medium base
	22W	9290002290**	A21 AmbientLED, 1780 Lumen, 2700K, Medium base
Sylvania	8W	LED8A/DIM/F/830	A19, 3000K
	8W	LED8A/DIM/F/827	A19, 2700K
	8W	LED8A/GU24/F/830	A19, 350 Lumen, 3000K, GU24 Base
	8W	LED8G25/DIM/F/827	G25, 2700K
	8W	LED8G25/DIM/F/830	G25, 3000K
	8W	LED8PAR20/DIM/827/NFL25	PAR 20, 2700K, NFL
	8W	LED8PAR20/DIM/827/FL36	PAR 20, 2700K, FL
	8W	LED8PAR20/DIM/830/NFL25	PAR 20, 3000K, NFL
Sylvania	15W	LED15PAR30LN/DIM/827/FL40	PAR30 2700K, FL
	15W	LED15PAR30LN/DIM/830/NFL25	PAR30 3000K, NFL
	18W	LED18PAR38/DIM/827/FL40	PAR38, 860 Lumen, 2700, Medium Base
	18W	LED18PAR38/DIM/830/NFL25	PAR38, 900 Lumen, 3000K, Medium Base
	18W	LED18PAR38/DIM/830/FL40	PAR38, 900 Lumen, 3000K, Medium Base
Utilitech	3.5W	LCFCDM/LED†	Candle, Flame Tip Clear, 3000K, Candelabra Base
	3.5W	LEFCDM/LED†	Candle, Flame Tip Clear, 3000K, Medium Base
	7.5W	LA19DM/LED	A19, 3000K
	7.5W	LA19DM/5K/LED	A19, 5000K
	7.5W	LPAR20DM/LED	PAR20, 3000K
	7.5W	LPAR20DM/5K/LED	PAR20, 5000K

Note: We are continuously testing bulbs for compatibility with C•L dimmers and updating this list regularly. Some bulbs compatible with Diva® C•L, Skylark Contour® C•L, Toggler®/Ariadni® C•L, and Lumea® C•L models might not appear on the Maestro C•L section of this list and vice versa. Please continue to check the list as more bulbs are tested.

† Requires a minimum of two bulbs for proper operation; this can be a mixed load of different bulbs (Ex: CFL and incandescent)

** New addition. Final approval in progress.

Dimmable CFL & LED bulbs

Compatible with C•L® dimmers

List updated April 15, 2013
For the most up-to-date list, visit
www.lutron.com/dimcflled



LED bulbs for Maestro® occupancy sensor C•L dimmers

Maestro occupancy sensor C•L: MSCL-OP153M, MSCL-VP153M



Brand	Wattage	Model	Description
Utilitech	9.5W	LPAR20/LEDG5**	PAR20, 450 Lumen, Warm White, 3000K, Medium base
	9.5W	LPAR20/5K/LEDG5**	PAR20, 500 Lumen, Daylight, 5000K, Medium base
	10W	G25/DM/LED†	G25, 3000K
	13W	LA19DM/800/LED	A19, 3000K
	13.5W	LA19/OM800/LED	A19, 3000K
	15W	LPAR30L/LEDG5**	PAR30, 750 Lumen, Warm White, 3000K, Medium base
	15W	LPAR30L/5K/LEDG5**	PAR 30 Long neck, 800 Lumen, Daylight, 5000K, Medium base
	18W	LPAR38DM/LED	PAR38, 3000K
	18W	LPAR38DM/5K/LED	PAR38, 5000K
	20W	LPAR38/5K/LEDG5**	PAR38, 1000 Lumen, Daylight, 5000K, Medium base
	23W	LPAR38/1400/LEDG5**	PAR38, 1400 Lumen, Warm White, 3000K, Medium base
	23W	LPAR38/1400/5K/LEDG5**	PAR38, 1400 Lumen, Daylight, 5000K, Medium base
	Westinghouse	8W	8A19/LED/DIM/30†
8W		8A19/LED/DIM/50†	A19, Cool White, 5000K
8W		8PAR20/LED/DIM30/NFL	PAR20, Warm White, 3000K
8W		8PAR20/LED/DIM50/NFL	PAR20, Warm White, 5000K
18W		18PAR38/LED/DIM/30/NFL†	PAR38, 3000K
18W		18PAR38/LED/DIM/50/NFL†	PAR38, 5000K

Note: We are continuously testing bulbs for compatibility with C•L dimmers and updating this list regularly. Some bulbs compatible with Diva® C•L, Skylark Contour® C•L, Toggler®/Ariadni® C•L, and Lumea® C•L models might not appear on the Maestro C•L section of this list and vice versa. Please continue to check the list as more bulbs are tested.

† Requires a minimum of two bulbs for proper operation; this can be a mixed load of different bulbs (Ex: CFL and incandescent)

** New addition. Final approval in progress.

Dimmable CFL & LED bulbs

Compatible with C•L® dimmers

List updated April 15, 2013
For the most up-to-date list, visit
www.lutron.com/dimcflled



CFL bulbs* for Maestro® C•L dimmers

Maestro C•L: MACL-153M



Brand	Wattage	Model	Description
EcoSmart	5W	8TC05†	Candle, Soft White (ES5CCDF052, ES9CCDF052)
	5W	8TC05F†	120V, Torpedo Tip Candle, 200 Lumen, 2700K
	5W	8TFC05F†	120V, Flame Tip Candle, 200 Lumen, 2700K
	11W	BPESL11R20/DM/ESM	R20, Soft White
	14W	40114	Spiral, Soft White (ES5M814DIM2, ES9M814DIM2)
	14W	2R2014DIM	120V, R20 Medium Screw Base, 410 Lumen, 2700K
	15W	2R3015DIM	R30 Flood, Soft White (ES5R315DIM2)
	15W	2R3015DIM50K	R30 Flood, Daylight (ES5R315DIM250K)
	15W	2R3015DIM35K	R30 Flood, Bright White (ES5R315DIM35K)
	23W	40123	Spiral, Soft White (ES5M823DIM2)
Feit	11W	BPESL11R20/DM	R20
	15W	BPESL15T/DM	Spiral
	23W	BPESL23R40/DIM	R40
	23W	BPESL23T/DM	Spiral
GE	26W	FLE26HT3/2/DV/SW	Spiral
	26W	FLE26/2/DVR/40	R40
Philips	20W	EL/A R40 Dim 20W	R40

Note: We are continuously testing bulbs for compatibility with C•L dimmers and updating this list regularly. Some bulbs compatible with Diva® C•L, Skylark Contour® C•L, Toggler®/Ariadni® C•L, and Lumea® C•L models might not appear on the Maestro C•L section of this list and vice versa. Please continue to check the list as more bulbs are tested.

* CFLs typically require a warmup period before their full dimming range is achieved.

† Requires a minimum of two bulbs for proper operation; this can be a mixed load of different bulbs (Ex: CFL and incandescent)

Dimmable CFL & LED bulbs

Compatible with C•L® dimmers

List updated April 15, 2013
For the most up-to-date list, visit
www.lutron.com/dimcflled



CFL bulbs* for Maestro® C•L dimmers

Maestro C•L: MACL-153M



Brand	Wattage	Model	Description
SYLVANIA	5W	CF5EL/DEC/DIM†	Candle
	5W	CF5EL/B10C/DIM/827/ADP†	Candle
	14W	CF14EL/TWIST/DIM	Spiral
	24W	CF24EL/TWIST/DIM	Spiral
TCP	5W	8TC05F†	Candle
	14W	40114	Spiral
	14W	4R2014TD	R20, TruDim™, 2700K
	14W	4R2014TD30K	R20, TruDim, 3000K
	14W	4R2014TD35K	R20, TruDim, 3500K
	14W	4R2014TD41K	R20, TruDim, 4100K
	14W	4R2014TD50K	R20, TruDim, 5000K
	14W	4R2014TD65K	R20, TruDim, 6500K
	14W	2R2014DIM	120V, R20 Medium Screw Base, 410 Lumen, 2700K
	15W	2R3015DIM	120V, R30, Soft White, 2700K
	16W	4R3016TD	R30, TruDim, 2700K
	16W	4R3016TD30K	R30, TruDim, 3000K
	16W	4R3016TD35K	R30, TruDim, 3500K
	16W	4R3016TD41K	R30, TruDim, 4100K
	16W	4R3016TD50K	R30, TruDim, 5000K
	16W	4R3016TD65K	R30, TruDim, 6500K
	Utilitech	23W	40123
11W		LBP11R20M	R20
13W		LBP13TC/DM**	Spiral, 800 Lumen, Soft White, 2700K, Candelabra base
13W		LBP13T/GU24/DM/27K**	Spiral, 900 Lumen, Soft White, 2700K, GU24 Plug-in base
15W		LBP15TDM	Spiral
23W		LBP23R40DM	R40
	23W	LBP23TDM	Spiral

Note: We are continuously testing bulbs for compatibility with C•L dimmers and updating this list regularly. Some bulbs compatible with Diva® C•L, Skylark Contour® C•L, Toggler®/Ariadni® C•L, and Lumea® C•L models might not appear on the Maestro C•L section of this list and vice versa. Please continue to check the list as more bulbs are tested.

* CFLs typically require a warmup period before their full dimming range is achieved.

** New addition. Final approval in progress.

† Requires a minimum of two bulbs for proper operation; this can be a mixed load of different bulbs (Ex: CFL and incandescent)

Dimmable CFL & LED bulbs

Compatible with C•L® dimmers

List updated April 15, 2013
For the most up-to-date list, visit
www.lutron.com/dimcflled



LED bulbs for Maestro® C•L dimmers

Maestro C•L: MACL-153M



Brand	Wattage	Model	Description
Commercial Electric	12.5W	CE-JB6-650L-27K (T67)	6" Downlight, 650 Lumen, Soft White, 2700K
	12.5W	CE-JB4-600L-27K (T47)**	4" Downlight, 600 Lumen, Soft White, 2700K
	14.5W	CED6 WW 120 WH	6" Downlight, White
Cooper	9.4W	RL560WH-R	Halo Downlight, 600 Lumen, Warm White, 3000K
Cree	6W	BA19-04527OMF-12DE26-1U100	A19, 450 Lumen, Warm Soft White, 2700K, Medium base
	9W	BA19-08050OMF-12DE26-1U100	A19, 800 Lumen, Daylight, 5000K, Medium base
	9.5W	CR4	4" Downlight, 2700K, Edison Base
	9.5W	CR6	6" Downlight, 2700K, Edison Base
	9.5W	CR6-GU24	6" Downlight, 2700K, GU24 Base
	9.5W	BA19-08027OMF-12DE26-1U100	A19, 800 Lumen, Warm Soft White, 2700K, Medium base
EcoSmart	8W	ECS A19 V1 CW 120	A19, Daylight White, 4900K
	8W	ECS A19 V1 WW 120	A19, Warm White, 3000K
	8W	ECS 19 WW 120	A19, Warm White, 3000K
	8W	ECS 25 WW 120	G25, Warm White, 3000K
	8W	ECS 20 WW FL 120	PAR20, Warm White, 3000K
	8W	ECS 19 CW 120	A19, Daylight, 4900K
	8W	ECS 20 CW FL 120	PAR20, 490 Lumen, Daylight, 5000K
	9.5W	ECO4-575L	4" Downlight
	9.5W	ECO-575L	6" Downlight
	9.5W	ECO-575L-GU24	6" Downlight, 575 Lumen, Soft White, 2700K, GU24 Base
	13W	ECS A19 V2 CW 120	A19, Daylight White, 4900K
	13W	ECS A19 V2 WW 120	A19, Warm White, 3000K
	15W	ECS BR30 W27 FL 120	BR30, Soft White, 2700K
	15W	ECS 30 WW FL 120	PAR30, Warm White, 3000K
15W	ECS 30 CW FL 120	PAR30, Daylight White, 4900K	

Note: We are continuously testing bulbs for compatibility with C•L dimmers and updating this list regularly. Some bulbs compatible with Diva® C•L, Skylark Contour® C•L, Toggler®/Ariadni® C•L, and Lumea® C•L models might not appear on the Maestro C•L section of this list and vice versa. Please continue to check the list as more bulbs are tested.

** New addition. Final approval in progress.

Dimmable CFL & LED bulbs

Compatible with C•L® dimmers

List updated April 15, 2013
For the most up-to-date list, visit
www.lutron.com/dimcflled



LED bulbs for Maestro® C•L dimmers

Maestro C•L: MACL-153M



Brand	Wattage	Model	Description
EcoSmart	16W	ECS BR40 W27 FL 120	BR40, Soft White, 2700K
	17W	ECS 30 V2 WW FL 120	PAR30, Warm White, 3000K
	18W	ECS 38 WW FL 120	PAR38, Warm White, 3000K
	18W	ECS 38 CW FL 120	PAR38, Daylight White, 4900K
	24W	ECS 38 V2 WW FL 120	PAR38, Warm White, 3000K
Feit	3.5W	CFC/DM/LED†	Candle, Flame Tip Clear, 3000K, Candelabra Base
	3.5W	EFC/DM/LED†	Candle, Flame Tip Clear, 3000K, Medium Base
	7.5W	A19DM/LED	A19, 3000K
	7.5W	A19DM/5K/LED	A19, 5000K
	7.5W	PAR20DM/LED	PAR20, 3000K
	7.5W	PAR20DM/5K/LED	PAR20, 5000K
	10W	G25/DM/LED	G25, 3000K
	13W	A19DM/800/LED	A19, 3000K
	13.5W	A19/OM800/LED	A19, 3000K, Omni Directional
GE	10W	LED10DP30S830/20	PAR30, 3000K, Short Neck, Silver Base
	10W	LED10DP30S827/20	PAR30, 2700K, Short Neck, Silver Base
	10W	LED10DP30W827/20	PAR30, 2700K, Short Neck, White Base
	10W	LED10DP3LS830/20	PAR30, 3000K, Long Neck, Silver Base
	10W	LED10DP3LS827/20	PAR30, 2700K, Long Neck, Silver Base
KolourOne, by SATCO	7W	S8827 thru S8838	PAR30
	13W	S8959 thru S8963	PAR30
	14W	S8814 thru S8819	PAR30
	17W	S8852 thru S8859	PAR38

Note: We are continuously testing bulbs for compatibility with C•L dimmers and updating this list regularly. Some bulbs compatible with Diva® C•L, Skylark Contour® C•L, Toggler®/Ariadni® C•L, and Lumea® C•L models might not appear on the Maestro C•L section of this list and vice versa. Please continue to check the list as more bulbs are tested.

† Requires a minimum of two bulbs for proper operation; this can be a mixed load of different bulbs (Ex: CFL and incandescent)

Dimmable CFL & LED bulbs

Compatible with C•L® dimmers

List updated April 15, 2013
For the most up-to-date list, visit
www.lutron.com/dimcflled



LED bulbs for Maestro® C•L dimmers

Maestro C•L: MACL-153M



Brand	Wattage	Model	Description
Lighting Science	8W	DFN 19 CW 120	A19, Cool White, 5000K
	8W	DFN 19 NW 120	A19, Neutral White, 4000K
	8W	DFN 19 W27 120	A19, Warm White, 2700K
	8W	DFN 19 WW 120	A19, Warm White, 3000K
	8W	DFN A19 V1 CW 120	A19, Cool White, 5000K
	8W	DFN A19 V1 NW 120	A19, Neutral White, Neutral White, 4000K
	8W	DFN A19 V1 W27 120	A19, Warm White, 2700K
	8W	DFN A19 V1 WW 120	A19, Warm White, 3000K
	8W	DFN 20 CW FL 120	PAR20, Cool White, 5000K
	8W	DFN 20 CW NFL 120	PAR20, Cool White, 5000K
	8W	DFN 20 NW FL 120	PAR20, Neutral White, 4000K
	8W	DFN 20 NW NFL 120	PAR20, Neutral White, 4000K
	8W	DFN 20 W27 FL 120	PAR20, Warm White, 2700K
	8W	DFN 20 W27 NFL 120	PAR20, Warm White, 2700K
	8W	DFN 20 WW FL 120	PAR20, Warm White, 3000K
	8W	DFN 20 WW NFL 120	PAR20, Warm White, 3000K
	8W	DFN 25 CW 120	G25, Cool White, 5000K
	8W	DFN 25 NW 120	G25, Neutral White, 4000K
	8W	DFN 25 W27 120	G25, Warm White, 2700K
	8W	DFN 25 WW 120	G25, Warm White, 3000K
	13.5W	DFN A19 V2 CW 120	A19, Cool White, 5000K
	13.5W	DFN A19 V2 NW 120	A19, Neutral White, Neutral White, 4000K
	13.5W	DFN A19 V2 W27 120	A19, Warm White, 2700K
	13.5W	DFN A19 V2 WW 120	A19, Warm White, 3000K
	14.5W	GLP6 W27 WH	6" Downlight, White, 2700K
	14.5W	GLP6 WW WH	6" Downlight, White, 3000K
	14.5W	GLP6 NW WH	6" Downlight, White, 4000K
	15W	DFN BR30 W27 FL 120	BR30, Warm White, 2700K
	15W	DFN BR30 WW FL 120	BR30, Warm White, 3000K
	15W	DFN BR30 NW FL 120	BR30, Neutral White, 4000K
	15W	DFN BR30 CW FL 120	BR30, Cool White, 5000K

Note: We are continuously testing bulbs for compatibility with C•L dimmers and updating this list regularly. Some bulbs compatible with Diva® C•L, Skylark Contour® C•L, Toggler®/Ariadni® C•L, and Lumea® C•L models might not appear on the Maestro C•L section of this list and vice versa. Please continue to check the list as more bulbs are tested.

Dimmable CFL & LED bulbs

Compatible with C•L® dimmers

List updated April 15, 2013
For the most up-to-date list, visit
www.lutron.com/dimcflled



LED bulbs for Maestro® C•L dimmers

Maestro C•L: MACL-153M



Brand	Wattage	Model	Description
Lighting Science	15W	DFN 30 W27 FL 120	PAR30, Warm White, 2700K
	15W	DFN 30 WW FL 120	PAR30, Warm White, 3000K
	15W	DFN 30 NW FL 120	PAR30, Neutral White, 4000K
	15W	DFN 30 CW FL 120	PAR30, Cool White, 5000K
	15W	DFN 30 W27 NFL 120	PAR30, Warm White, 2700K
	15W	DFN 30 WW NFL 120	PAR30, Warm White, 3000K
	15W	DFN 30 NW NFL 120	PAR30, Neutral White, 4000K
	15W	DFN 30 CW NFL 120	PAR30, Cool White, 5000K
	16W	DFN BR40 W27 120	BR40, Warm White, 2700K
	16W	DFN BR40 WW 120	BR40, Warm White, 3000K
	16W	DFN BR40 NW 120	BR40, Neutral White, 4000K
	16W	DFN BR40 CW 120	BR40, Cool White, 5000K
	17W	DFN 30 W27 V2 FL 120	PAR30, Warm White, 2700K
	17W	DFN 30 WW V2 FL 120	PAR30, Warm White, 3000K
	17W	DFN 30 NW V2 FL 120	PAR30, Neutral White, 4000K
	17W	DFN 30 CW V2 FL 120	PAR30, Cool White, 5000K
	17W	DFN 30 W27 V2 NFL 120	PAR30, Warm White, 2700K
	17W	DFN 30 WW V2 NFL 120	PAR30, Warm White, 3000K
	17W	DFN 30 NW V2 NFL 120	PAR30, Neutral White, 4000K
	17W	DFN 30 CW V2 NFL 120	PAR30, Cool White, 5000K
	18W	DFN 38 W27 FL 120	PAR38, Warm White, 2700K
	18W	DFN 38 WW FL 120	PAR38, Warm White, 3000K
	18W	DFN 38 NW FL 120	PAR38, Neutral White, 4000K
	18W	DFN 38 CW FL 120	PAR38, Cool White, 5000K
	18W	DFN 38 W27 NFL 120	PAR38, Warm White, 2700K
	18W	DFN 38 WW NFL 120	PAR38, Warm White, 3000K
	18W	DFN 38 NW NFL 120	PAR38, Neutral White, 4000K
	18W	DFN 38 CW NFL 120	PAR38, Cool White, 5000K
	24W	DFN 38 W27 V2 FL 120	PAR38, Warm White, 2700K

Note: We are continuously testing bulbs for compatibility with C•L dimmers and updating this list regularly. Some bulbs compatible with Diva® C•L, Skylark Contour® C•L, Toggler®/Ariadne® C•L, and Lumea® C•L models might not appear on the Maestro C•L section of this list and vice versa. Please continue to check the list as more bulbs are tested.

Dimmable CFL & LED bulbs

Compatible with C•L® dimmers

List updated April 15, 2013
For the most up-to-date list, visit
www.lutron.com/dimcflled



LED bulbs for Maestro® C•L dimmers

Maestro C•L: MACL-153M



Brand	Wattage	Model	Description
Lighting Science	24W	DFN 38 WW V2 FL 120	PAR38, Warm White, 3000K
	24W	DFN 38 NW V2 FL 120	PAR38, Neutral White, 4000K
	24W	DFN 38 CW V2 FL 120	PAR38, Cool White, 5000K
	24W	DFN 38 W27 V2 NFL 120	PAR38, Warm White, 2700K
	24W	DFN 38 WW V2 NFL 120	PAR38, Warm White, 3000K
	24W	DFN 38 NW V2 NFL 120	PAR38, Neutral White, 4000K
	24W	DFN 38 CW V2 NFL 120	PAR38, Cool White, 5000K
Lumapro	8W	8A19/LED/DIM/30	A19, Warm White, 3000K (6GEM2)
	8W	8A19/LED/DIM/50	A19, Cool White, 5000K (6GEM3)
	8W	8PAR20/LED/DIM30/NFL	PAR20, Warm White, 3000K (6GEM4)
	8W	8PAR20/LED/DIM50/NFL	PAR20, Cool White, 5000K (6GEM5)
	15W	15PAR30/LED/DIM/30/NFL	PAR30, Warm White, 3000K
	15W	15PAR30/LED/DIM/50/NFL	PAR30, Cool White, 5000K
	18W	18PAR38/LED/DIM/30/NFL	PAR38, Warm White, 3000K
	18W	18PAR38/LED/DIM/50/NFL	PAR38, Cool White, 5000K
Philips	6W	9290002242**	MR16, 300 Lumen, 3000K, GU10 base
	7W	7E26PAR20-E	EnduraLED PAR20 2700K, 3000K, 4000K
	7W	7E26PAR20-E	Ambient PAR20 2700K
	7W	7E26A55-E	A19, AmbientLED, 240 Lumen, 2700K
	7W	7E26PAR20D-1**	PAR20 AmbientLED/EnduraLED, 280 Lumen, 2700K, Medium base
	7W	9290002020**	PAR20 AmbientLED, 280 Lumen, 2700K, Medium base
	8W	9290002295	A19
	8W	9290002267	A19, AmbientLED/EnduraLED, 478 Lumen, 2700K
	8W	9E26A19DCCA AAA	A19, AmbientLED/EnduraLED, 507 Lumen, 2700K
	8W	9290002192**	R20 AmbientLED, 530 Lumen, Soft White light, 2700K, Medium base
8W	9290002329**	PAR20 AmbientLED, 280 Lumen, 3000K, Medium base	

Note: We are continuously testing bulbs for compatibility with C•L dimmers and updating this list regularly. Some bulbs compatible with Diva® C•L, Skylark Contour® C•L, Toggler®/Ariadni® C•L, and Lumea® C•L models might not appear on the Maestro C•L section of this list and vice versa. Please continue to check the list as more bulbs are tested.

** New addition. Final approval in progress.

Dimmable CFL & LED bulbs

Compatible with C•L® dimmers

List updated April 15, 2013
For the most up-to-date list, visit
www.lutron.com/dimcflled



LED bulbs for Maestro® C•L dimmers

Maestro C•L: MACL-153M



Brand	Wattage	Model	Description
Philips	11W	9290002296	A19, 830 Lumen, Daylight, 5000K
	11W	9290002268	A19, AmbientLED/EnduraLED, 908 Lumen, 2700K
	12W	12E26A60	EnduraLED A19 2700K
	12W	12E26A60	AmbientLED A19 2700K
	12W	12E26PAR30L-E2	AmbientLED PAR30 3000K
	13W	13E26B30DAAABAB	AmbientLED BR30 3000K
	13W	9290002197	BR30, AmbientLED/EnduraLED, 721 Lumen, 2700K
	13W	9290002197	BR30, AmbientLED/EnduraLED, 721 Lumen, 2700K
	13W	9290002323	PAR30
	13W	9290002201	PAR30, AmbientLED, 804 Lumen, 3000K
	13W	9290002233	PAR30, EnduraLED, 784 Lumen, 2700K
	13W	9290002234	PAR30, EnduraLED, 770 Lumen, 2700K
	14.5W	9290002199	BR40, AmbientLED/EnduraLED, 832 Lumen, 2700K
	17W	17E26A21D	EnduraLED A19 2700K
	17W	17E26A21D	AmbientLED A19 2700K
	17W	17E26PAR38-E2	AmbientLED PAR38 3000K
	18W	18E26PAR38D-2	EnduraLED PAR38 2700K
	18W	18E26PAR38D-2	AmbientLED PAR38 3000K
	18W	9290002245	PAR38, EnduraLED, 938 Lumen, 2700K
	18W	9290002202**	PAR38 AmbientLED, 951 Lumen, 3000K, Medium base
	19.5W	9290002251**	PAR38 AmbientLED, 1210 Lumen, 3000K, Medium base
	19.5W	9290002321**	PAR38 AmbientLED, 1172 Lumen, 2700K, Medium base
	19.5W	9290002322**	PAR38, 1300 Lumen, 5000K, Medium base
	22W	9290002290**	A21 AmbientLED, 1780 Lumen, 2700K, Medium base

Note: We are continuously testing bulbs for compatibility with C•L dimmers and updating this list regularly. Some bulbs compatible with Diva® C•L, Skylark Contour® C•L, Toggler®/Ariadni® C•L, and Lumea® C•L models might not appear on the Maestro C•L section of this list and vice versa. Please continue to check the list as more bulbs are tested.

** New addition. Final approval in progress.

Dimmable CFL & LED bulbs

Compatible with C·L® dimmers

List updated April 15, 2013
For the most up-to-date list, visit
www.lutron.com/dimcflled



LED bulbs for Maestro® C·L dimmers

Maestro C·L: MACL-153M



Brand	Wattage	Model	Description
SYLVANIA	8W	LED8PAR20/DIM/827/FL36	PAR 20, 2700K, FL
	8W	LED8G25/DIM/F/830	G25, 3000K
	8W	LED8G25/DIM/F/827	G25, 2700K
	8W	LED8A/GU24/F/830	A19, 350 Lumen, 3000K, GU24 Base
	10W	LED10PAR30/DIM/SG/830/SP10	PAR 30, 3000K, SP
	10W	LED10PAR30/DIM/SG/830/WSP15	PAR 30, 3000K, WSP
	10W	LED10PAR30/DIM/SG/830/NFL25	PAR 30, 3000K, NFL
	10W	LED10PAR30/DIM/SG/827/SP10	PAR 30, 2700K, SP
	10W	LED10PAR30/DIM/SG/827/WSP15	PAR 30, 2700K, WSP
	10W	LED10PAR30/DIM/SG/827/NFL25	PAR 30, 2700K, NFL
	13W	9290002323	PAR30
	13W	9290002201	PAR30, AmbientLED, 804 Lumen, 3000K
	13W	9290002233	PAR30, EnduraLED, 784 Lumen, 2700K
	13W	9290002234	PAR30, EnduraLED, 770 Lumen, 2700K
18W	9290002245	PAR38, EnduraLED, 938 Lumen, 2700K	
SYLVANIA	15W	LED15BR30/DIM/827	BR30 2700K
	15W	LED15PAR30LN/DIM/827/FL40	PAR30 2700K, FL
	15W	LED15PAR30LN/DIM/830/NFL25	PAR30 3000K, NFL
	18W	LED18PAR38/DIM/827/FL40	PAR38, 860 Lumen, 2700K, Medium Base
	18W	LED18PAR38/DIM/830/NFL25	PAR38, 900 Lumen, 3000K, Medium Base
	18W	LED18PAR38/DIM/830/FL40	PAR38, 900 Lumen, 3000K, Medium Base
Utilitech	3.5W	LCFCDM/LED†	Candle, Flame Tip Clear, 3000K, Candelabra Base
	3.5W	LEFCDM/LED†	Candle, Flame Tip Clear, 3000K, Medium Base
	7.5W	LA19DM/LED	A19, 3000K
	7.5W	LA19DM/5K/LED	A19, 5000K
	7.5W	LPAR20DM/LED	PAR20, 3000K
	7.5W	LPAR20DM/5K/LED	PAR20, 5000K
	8W	LR20DM/LED†**	R20, 450 Lumen, Soft White, 2700K, Medium base

Note: We are continuously testing bulbs for compatibility with C·L dimmers and updating this list regularly. Some bulbs compatible with Diva® C·L, Skylark Contour® C·L, Toggler®/Ariadni® C·L, and Lumea® C·L models might not appear on the Maestro C·L section of this list and vice versa. Please continue to check the list as more bulbs are tested.

† Requires a minimum of two bulbs for proper operation; this can be a mixed load of different bulbs (Ex: CFL and incandescent)

** New addition. Final approval in progress.

Dimmable CFL & LED bulbs

Compatible with C•L® dimmers

List updated April 15, 2013
For the most up-to-date list, visit
www.lutron.com/dimcflled



LED bulbs for Maestro® C•L dimmers

Maestro C•L: MACL-153M



Brand	Wattage	Model	Description
Utilitech	8W	LR20DM/LED**	R20, 450 Lumen, Soft White, 2700K, Medium base
	8W	LR20DM/LED**	R20, 450 Lumen, Soft White, 2700K, Medium base
	9.5W	LPAR20/LEDG5**	PAR20, 450 Lumen, Warm White, 3000K, Medium base
	9.5W	LPAR20/5K/LEDG5**	PAR20, 500 Lumen, Daylight, 5000K, Medium base
	10W	LG25/DM/LED	G25, 3000K
	13W	LA19DM/800/LED	A19, 3000K
	13.5W	A19/OM800/LED	A19, 3000K
	15W	LPAR30L/LEDG5**	PAR30, 750 Lumen, Warm White, 3000K, Medium base
	15W	LPAR30L/5K/LEDG5**	PAR 30 Long neck, 800 Lumen, Daylight, 5000K, Medium base
	18W	LPAR38DM/LED	PAR38, 3000K
	18W	LPAR38DM/5K/LED	PAR38, 5000K
	20W	LPAR38/5K/LEDG5**	PAR38, 1000 Lumen, Daylight, 5000K, Medium base
	23W	LPAR38/1400/LEDG5**	PAR38, 1400 Lumen, Warm White, 3000K, Medium base
	23W	LPAR38/1400/5K/LEDG5**	PAR38, 1400 Lumen, Daylight, 5000K, Medium base
Westinghouse	8W	8A19/LED/DIM/30	A19, Warm White, 3000K
	8W	8A19/LED/DIM/50	A19, Cool White, 5000K
	8W	8PAR20/LED/DIM30/NFL	PAR20, Warm White, 3000K
	8W	8PAR20/LED/DIM50/NFL	PAR20, Warm White, 5000K
	15W	15PAR30/LED/DIM/30/NFL	PAR30, 3000K
	15W	15PAR30/LED/DIM/50/NFL	PAR30, 5000K
	18W	18PAR38/LED/DIM/30/NFL	PAR38, 3000K
	18W	18PAR38/LED/DIM/50/NFL	PAR38, 5000K

Note: We are continuously testing bulbs for compatibility with C•L dimmers and updating this list regularly. Some bulbs compatible with Diva® C•L, Skylark Contour® C•L, Toggler®/Ariadni® C•L, and Lumea® C•L models might not appear on the Maestro C•L section of this list and vice versa. Please continue to check the list as more bulbs are tested.

† Requires a minimum of two bulbs for proper operation; this can be a mixed load of different bulbs (Ex: CFL and incandescent)

** New addition. Final approval in progress.

Dimmable CFL & LED bulbs

Compatible with C•L® dimmers

List updated April 15, 2013
For the most up-to-date list, visit
www.lutron.com/dimcflled



CFL bulbs* for wall-mounted C•L dimmers

Diva® C•L: DVWCL-153P, DVCL-153P, DVSCCL-153P
Skylark Contour® C•L: CTCL-153P
Skylark C•L: SCL-153P
Lumea® C•L: LGCL-153PH
Toggler®/Ariadni® C•L: TGCL-153P, AYCL-153P



Brand	Wattage	Model	Description
EcoSmart	5W	8TC05	Candle, Soft White (ES5CCDF052, ES9CCDF052)
	5W	8TC05F	Torpedo Tip Candle, 200 Lumen, 2700K
	5W	8TFC05F	Flame Tip Candle, 200 Lumen, 2700K
	11W	BPESL11R20/DM/ESM	R20, Soft White
	14W	40114	Spiral, Soft White (ES5M814DIM2, ES9M814DIM2)
	14W	2R2014DIM	R20 Medium Screw Base, 410 Lumen, 2700K
	15W	2R3015DIM	R30 Flood, Soft White (ES5R315DIM2)
	15W	2R3015DIM50K	R30 Flood, Daylight (ES5R315DIM250K)
	15W	2R3015DIM35K	R30 Flood, Bright White (ES5R315DIM35K)
	23W	40123	Spiral, Soft White (ES5M823DIM2)
Earthmate	5W	E05129LW	Candle
Feit	11W	BPESL11R20/DM	R20
	13W	LBP13T2C/DM	Spiral, Candelabra base
	15W	BPESL15T/DM	Spiral
	23W	BPESL23T/DM	Spiral
	23W	BPESL23R40/DIM	R40
GE	14W	FLE14HT3/2/DM/SW†	Spiral
	26W	FLE26HT3/2/DV/SW	Spiral
	26W	FLE26/2/DVR/40	R40
Philips	16W	EL/A R30 Dim 16W†	R30
	20W	EL/A R40 Dim 20W	R40
SYLVANIA	5W	CF5EL/DEC/DIM	Candle
	5W	CF5EL/B10C/DIM/827/ADP	Candle
	14W	CF14EL/R20/DIM†	R20
	14W	CF14EL/TWIST/DIM†	Spiral
	24W	CF24EL/TWIST/DIM†	Spiral

* CFLs typically require a warmup period before their full dimming range is achieved.

† Requires a minimum of two bulbs for proper operation; this can be a mixed load of different bulbs (Ex: CFL and incandescent)

Dimmable CFL & LED bulbs

Compatible with C•L® dimmers

List updated April 15, 2013
 For the most up-to-date list, visit
www.lutron.com/dimcflled



CFL bulbs* for wall-mounted C•L dimmers

Diva® C•L: DVWCL-153P, DVCL-153P, DVSCCL-153P
 Skylark Contour® C•L: CTCL-153P
 Skylark C•L: SCL-153P
 Lumea® C•L: LGCL-153PH
 Toggler®/Ariadni® C•L: TGCL-153P, AYCL-153P



Brand	Wattage	Model	Description
TCP	3W	8T03CL	Candle Clear
	5W	8TC05F	Candle
	8W	8A08WH	A-bulb
	14W	40114	Spiral
	14W	4R2014TD	R20, TruDim™, 2700K
	14W	4R2014TD30K	R20, TruDim, 3000K
	14W	4R2014TD35K	R20, TruDim, 3500K
	14W	4R2014TD41K	R20, TruDim, 4100K
	14W	4R2014TD50K	R20, TruDim, 5000K
	14W	4R2014TD65K	R20, TruDim, 6500K
	14W	2R2014DIM	R20 Medium Screw Base, 410 Lumen, 2700K
	15W	2R3015DIM	R20 Medium Base, Soft White, 2700K
	16W	4R3016TD	R30, TruDim, 2700K
	16W	4R3016TD30K	R30, TruDim, 3000K
	16W	4R3016TD35K	R30, TruDim, 3500K
	16W	4R3016TD41K	R30, TruDim, 4100K
	16W	4R3016TD50K	R30, TruDim, 5000K
	16W	4R3016TD65K	R30, TruDim, 6500K
	23W	10123	Spiral
	23W	40123	Spiral
Utilitech	11W	LBP11R20M	R20
	13W	LBP13TC/DM**	Spiral, 800 Lumen, Soft White, 2700K, Candelabra base
	13W	LBP13T/GU24/DM/27K**	Spiral, 900 Lumen, Soft White, 2700K, GU24 Plug-in base
	15W	LBP15TDM	Spiral
	23W	LBP23TDM	Spiral

* CFLs typically require a warmup period before their full dimming range is achieved.

** New addition. Final approval in progress.

Dimmable CFL & LED bulbs

Compatible with C•L® dimmers

List updated April 15, 2013
For the most up-to-date list, visit
www.lutron.com/dimcflled



LED bulbs for wall-mounted C•L dimmers

Diva® C•L: DWCL-153P, DVCL-153P, DVSCCL-153P
Skylark Contour® C•L: CTCL-153P
Skylark C•L: SCL-153P
Lumea® C•L: LGCL-153PH
Toggler®/Ariadni® C•L: TGCL-153P, AYCL-153P



Brand	Wattage	Model	Description
Commercial Electric	12.5W	CE-JB6-650L-27K (T67)	6" Downlight, 650 Lumen, Soft White, 2700K
	12.5W	CE-JB4-600L-27K (T47)**	4" Downlight, 600 Lumen, Soft White, 2700K
Cooper Lighting	9.4W	RL560WH-R	Halo Downlight, 600 Lumen, Warm White, 3000K
	14.6W	AP706830WBST24 (ALED3T24)	All-Pro™ 5 or 6" Retrofit Module & Trim
	14.6W	AP706830WBST24 (ALED3T24)	All-Pro 5 or 6" Retrofit Module & Trim
	14.6W	RL706830E26WBS	All-Pro 5 or 6" Retrofit Module & Trim
	14.6W	RL706830WBS	All-Pro 6" Retrofit Module & Trim w/ High-Efficacy Connector
Cree	6W	BA19-04527OMF-12DE26-1U100	A19, 450 Lumen, Warm Soft White, 2700K, Medium base
	9W	BA19-08050OMF-12DE26-1U100	A19, 800 Lumen, Daylight, 5000K, Medium base
	9.5W	CR4	4" Downlight, 2700K, Edison Base
	9.5W	CR6	6" Downlight, 2700K, Edison Base
	9.5W	CR6-GU24	6" Downlight, 2700K, GU24 Base
	9.5W	BA19-08027OMF-12DE26-1U100†	A19, 800 Lumen, Warm Soft White, 2700K, Medium base
	10.5W	LR6	6" Downlight 2700K, Edison Base
	10.5W	LR6C	6" Downlight, 3500K, Edison Base
	10.5W	LR6-GU24	6" Downlight, 2700K, GU24 Base
	10.5W	LR6C-GU24	6" Downlight, 3500K, GU24 Base

** New addition. Final approval in progress.

† Requires a minimum of two bulbs for proper operation; this can be a mixed load of different bulbs (Ex: CFL and incandescent)

Dimmable CFL & LED bulbs

Compatible with C•L® dimmers

List updated April 15, 2013
For the most up-to-date list, visit
www.lutron.com/dimcflled



LED bulbs for wall-mounted C•L dimmers

Diva® C•L: DWVCL-153P, DVCL-153P, DVSCCL-153P
Skylark Contour® C•L: CTCL-153P
Skylark C•L: SCL-153P
Lumea® C•L: LGCL-153PH
Toggler®/Ariadni® C•L: TGCL-153P, AYCL-153P



Brand	Wattage	Model	Description
EcoSmart	8W	ECS A19 V1 CW 120	A19, Daylight White, 4900K
	8W	ECS A19 V1 WW 120	A19, Warm White, 3000K
	8W	ECS 19 WW 120	A19, Warm White, 3000K
	8W	ECS 25 WW 120	G25, Warm White, 3000K
	8W	ECS 20 WW FL 120	PAR20, Warm White, 3000K
	8W	ECS 19 CW 120	A19, Daylight, 4900K
	8W	ECS 20 CW FL 120	PAR20, 490 Lumen, Daylight, 5000K
	9.5W	ECO4-575L	4" Downlight
	9.5W	ECO-575L	6" Downlight
	9.5W	ECO-575L-GU24	6" Downlight, 575 Lumen, Soft White, 2700K, GU24 Base
	13W	ECS A19 V2 CW 120	A19, Daylight White, 4900K
	13W	ECS A19 V2 WW 120	A19, Warm White, 3000K
Feit	10W	G25/DM/LED	G25, 3000K
	13W	A19DM/800/LED	A19, 3000K
	13.5W	A19/OM800/LED	A19, 3000K, Omni Directional
	18W	18PAR38/DM/LED	PAR38, 3000K
GE	7W	LED7DP20B830/12	PAR20, 3000K, Spot, Black Base
	7W	LED7DP20B830/20	PAR20, 3000K, Flood, Black Base
	7W	LED7DP20B827/20	PAR20, 2700K, Flood, Black Base
	7W	LED7DP20W830/12	PAR20, 3000K, Spot, White Base
	7W	LED7DP20W830/20	PAR20, 3000K, Flood, White Base
	7W	LED7DP20W827/20	PAR20, 2700K, Flood, White Base
	7W	LED7DP20S830/20	PAR20, 3000K, Flood, Silver Base
	7W	LED7DP20S827/20	PAR20, 2700K, Flood, Silver Base
	10W	LED10DP30S830/20	PAR30, 3000K, Short Neck, Silver Base
	10W	LED10DP30S827/20	PAR30, 2700K, Short Neck, Silver Base
	10W	LED10DP30W827/20	PAR30, 2700K, Short Neck, White Base
	10W	LED10DP3LS830/20	PAR30, 3000K, Long Neck, Silver Base
10W	LED10DP3LS827/20	PAR30, 2700K, Long Neck, Silver Base	

† Requires a minimum of two bulbs for proper operation; this can be a mixed load of different bulbs (Ex: CFL and incandescent)

Dimmable CFL & LED bulbs

Compatible with C•L® dimmers

List updated April 15, 2013
For the most up-to-date list, visit
www.lutron.com/dimcflled



LED bulbs for wall-mounted C•L dimmers

Diva® C•L: DVWCL-153P, DVCL-153P, DVSCCL-153P
Skylark Contour® C•L: CTCL-153P
Skylark C•L: SCL-153P
Lumea® C•L: LGCL-153PH
Toggler®/Ariadni® C•L: TGCL-153P, AYCL-153P



Brand	Wattage	Model	Description
Halco Lighting Technologies	18W	PAR38/18NW/FL/LED†	PAR38 FL 5000K
	18W	PAR38/18WW/FL/LED†	PAR38 FL 2700K
KolourOne, by SATCO	5.8W	S8842 thru S8844	A19
	7W	S8827 thru S8838	PAR20
	13W	S8959 thru S8963	PAR30
	14W	S8814 thru S8819	PAR30
	14W	S8821 thru S8826	PAR30
	17W	S8852 thru S8859	PAR38
	17W	S8861 thru S8864	PAR38
Lighting Science	8W	DFN 19 CW 120	A19, Cool White, 5000K
	8W	DFN 19 NW 120	A19, Neutral White, 4000K
	8W	DFN 19 W27 120	A19, Warm White, 2700K
	8W	DFN 19 WW 120	A19, Warm White, 3000K
	8W	DFN A19 V1 CW 120	A19, Cool White, 5000K
	8W	DFN A19 V1 NW 120	A19, Neutral White, Neutral White, 4000K
	8W	DFN A19 V1 W27 120	A19, Warm White, 2700K
	8W	DFN A19 V1 WW 120	A19, Warm White, 3000K
	8W	DFN 20 CW FL 120	PAR20, Cool White, 5000K
	8W	DFN 20 CW NFL 120	PAR20, Cool White, 5000K
	8W	DFN 20 NW FL 120	PAR20, Neutral White, 4000K
	8W	DFN 20 NW NFL 120	PAR20, Neutral White, 4000K
	8W	DFN 20 W27 FL 120	PAR20, Warm White, 2700K
	8W	DFN 20 W27 NFL 120	PAR20, Warm White, 2700K
	8W	DFN 20 WW FL 120	PAR20, Warm White, 3000K
	8W	DFN 20 WW NFL 120	PAR20, Warm White, 3000K
	8W	DFN 25 CW 120	G25, Cool White, 5000K
	8W	DFN 25 NW 120	G25, Neutral White, 4000K
8W	DFN 25 W27 120	G25, Warm White, 2700K	
8W	DFN 25 WW 120	G25, Warm White, 3000K	

† Requires a minimum of two bulbs for proper operation; this can be a mixed load of different bulbs (Ex: CFL and incandescent)

Dimmable CFL & LED bulbs

Compatible with C•L® dimmers

List updated April 15, 2013
For the most up-to-date list, visit
www.lutron.com/dimcflled



LED bulbs for wall-mounted C•L dimmers

Diva® C•L: DVWCL-153P, DVCL-153P, DVSCCL-153P
Skylark Contour® C•L: CTCL-153P
Skylark C•L: SCL-153P
Lumea® C•L: LGCL-153PH
Toggler®/Ariadni® C•L: TGCL-153P, AYCL-153P



Brand	Wattage	Model	Description
Lighting Science	13.5W	DFN A19 V2 CW 120	A19, Cool White, 5000K
	13.5W	DFN A19 V2 NW 120	A19, Neutral White, Neutral White, 4000K
	13.5W	DFN A19 V2 W27 120	A19, Warm White, 2700K
	13.5W	DFN A19 V2 WW 120	A19, Warm White, 3000K
Lumapro	8W	8A19/LED/DIM/30	A19, Warm White, 3000K (6GEM2)
	8W	8A19/LED/DIM/50	A19, Cool White, 5000K (6GEM3)
	8W	8PAR20/LED/DIM30/NFL	PAR20, Warm White, 3000K (6GEM4)
	8W	8PAR20/LED/DIM50/NFL	PAR20, Cool White, 5000K (6GEM5)
Philips	7W	7E26PAR20-E	EnduraLED PAR20 2700K, 3000K, 4000K
	7W	7E26PAR20-E	Ambient PAR20 2700K
	7W	7E26PAR20D-1**	PAR20 AmbientLED/EnduraLED, 280 Lumen, 2700K, Medium base
	7W	9290002020**	PAR20 AmbientLED, 280 Lumen, 2700K, Medium base
	8W	8E26A60	EnduraLED A19 2700K
	8W	8E26A60	AmbientLED A19 2700K
	8W	9290002295	A19
	8W	9290002267	A19, AmbientLED/EnduraLED, 478 Lumen, 2700K
	8W	9290002329**	PAR20 AmbientLED, 280 Lumen, 3000K, Medium base
	11W	9290002296	A19, 830 Lumen, Daylight, 5000K
	11W	9290002268	A19, AmbientLED/EnduraLED, 908 Lumen, 2700K
	12W	12E26A60	EnduraLED A19 2700K
	12W	12E26A60	AmbientLED A19 2700K
	13W	9290002197	BR30, AmbientLED/EnduraLED, 721 Lumen, 2700K
13W	9290002197	BR30, AmbientLED/EnduraLED, 721 Lumen, 2700K	

** New addition. Final approval in progress.

Dimmable CFL & LED bulbs

Compatible with C•L® dimmers

List updated April 15, 2013
For the most up-to-date list, visit
www.lutron.com/dimcflled



LED bulbs for wall-mounted C•L dimmers

Diva® C•L: DWCL-153P, DVCL-153P, DVSCCL-153P
Skylark Contour® C•L: CTCL-153P
Skylark C•L: SCL-153P
Lumea® C•L: LGCL-153PH
Toggler®/Ariadni® C•L: TGCL-153P, AYCL-153P



Brand	Wattage	Model	Description
Philips	14.5W	9290002199	BR40, AmbientLED/EnduraLED, 832 Lumen, 2700K
	17W	17E26A21D	EnduraLED A19 2700K
	17W	17E26A21D	AmbientLED A19 2700K
	18W	18E26PAR38D-2	EnduraLED PAR38 2700K
	18W	18E26PAR38D-2	AmbientLED PAR38 2700K
	18W	18E26PAR38D-2	AmbientLED PAR38 2700K
Philips	19.5W	9290002251**	PAR38 AmbientLED, 1210 Lumen, 3000K, Medium base
	19.5W	9290002321**	PAR38 AmbientLED, 1172 Lumen, 2700K, Medium base
	19.5W	9290002322**	PAR38, 1300 Lumen, 5000K, Medium base
	22W	9290002290**	A21 AmbientLED, 1780 Lumen, 2700K, Medium base
SYLVANIA	8W	LED8A/DIM/F/830	A19, 3000K
	8W	LED8A/DIM/F/827	A19, 2700K
	8W	LED8PAR20/DIM/830/NFL25	PAR 20, 3000K, NFL
	8W	LED8PAR20/DIM/830/FL36	PAR 20, 3000K, FL
	8W	LED8PAR20/DIM/827/NFL25	PAR 20, 2700K, NFL
	8W	LED8PAR20/DIM/827/FL36	PAR 20, 2700K, FL
	8W	LED8G25/DIM/F/830	G25, 3000K
	8W	LED8G25/DIM/F/827	G25, 2700K
	8W	LED8A/GU24/F/830	A19, 350 Lumen, 3000K, GU24 Base
	10W	LED10PAR30/DIM/SG/830/SP10	PAR 30, 3000K, SP
	10W	LED10PAR30/DIM/SG/830/WSP15	PAR 30, 3000K, WSP
	10W	LED10PAR30/DIM/SG/830/NFL25	PAR 30, 3000K, NFL
	10W	LED10PAR30/DIM/SG/827/SP10	PAR 30, 2700K, SP
	10W	LED10PAR30/DIM/SG/827/WSP15	PAR 30, 2700K, WSP
10W	LED10PAR30/DIM/SG/827/NFL25	PAR 30, 2700K, NFL	

** New addition. Final approval in progress.

Dimmable CFL & LED bulbs

Compatible with C•L® dimmers

List updated April 15, 2013
 For the most up-to-date list, visit
www.lutron.com/dimcflled



LED bulbs for wall-mounted C•L dimmers

Diva® C•L: DVWCL-153P, DVCL-153P, DVSCCL-153P
 Skylark Contour® C•L: CTCL-153P
 Skylark C•L: SCL-153P
 Lumea® C•L: LGCL-153PH
 Toggler®/Ariadni® C•L: TGCL-153P, AYCL-153P



Brand	Wattage	Model	Description
TCP	11W	LED11E26BR3027K	LED 11W BR30 - 2700K
	14W	LED14E26BR3027K	LED 14W BR30 - 2700K
	17W	LED17E26P3827KFL	LED 17W PAR38 Flood - 2700K
	17W	LED17E26P3827KNFL	LED 17W PAR38 Narrow Flood - 2700K
	17W	LED17E26P3830KFL	LED 17W PAR38 Flood - 3000K
	17W	LED17E26P3830KFLBT	BLACK PAR38, 40 DEGREE, TRACK LIGHT
	17W	LED17E26P3830KFLWT	WHITE PAR38, 40 DEGREE, TRACK LIGHT
	17W	LED17E26P3830KNFL	LED 17W PAR38 Narrow Flood - 3000K
	17W	LED17E26P3830KNFLBT	BLACK PAR38, 25 DEGREE, TRACK LIGHT
	17W	LED17E26P3830KNFLWT	WHITE PAR38, 25 DEGREE, TRACK LIGHT
	17W	LED17E26P3841KFL	LED 17W PAR38 Flood - 4100K
	17W	LED17E26P3841KNFL	LED 17W PAR38 Narrow Flood - 4100K
	17W	LED17E26P3850KFL	LED 17W PAR38 Flood - 5000K
	17W	LED17E26P3850KNFL	LED 17W PAR38 Narrow Flood - 5000K

** New addition. Final approval in progress.

Dimmable CFL & LED bulbs

Compatible with C•L® dimmers

List updated April 15, 2013
 For the most up-to-date list, visit
www.lutron.com/dimcflled



LED bulbs for wall-mounted C•L dimmers

Diva® C•L: DWCL-153P, DVCL-153P, DVSCCL-153P
 Skylark Contour® C•L: CTCL-153P
 Skylark C•L: SCL-153P
 Lumea® C•L: LGCL-153PH
 Toggler®/Ariadni® C•L: TGCL-153P, AYCL-153P



Brand	Wattage	Model	Description
Utilitech	10W	LG25/DM/LED	G25, 3000K
	13W	LA19DM/800/LED	A19, 3000K
	13.5W	A19/OM800/LED	A19, 3000K
	18W	LPAR38DM/LED	PAR38, 3000K
	18W	LPAR38DM/5K/LED	PAR38, 5000K
	9.5W	LPAR20/LEDG5**	PAR20, 450 Lumen, Warm White, 3000K, Medium base
	9.5W	LPAR20/5K/LEDG5**	PAR20, 500 Lumen, Daylight, 5000K, Medium base
	13W	LBR30DM/LED**	BR30 Flood light, 750 Lumen, Soft White, 2700K, Medium base
	15W	LPAR30L/LEDG5**	PAR30, 750 Lumen, Warm White, 3000K, Medium base
	15W	LPAR30L/5K/LEDG5**	PAR 30 Long neck, 800 Lumen, Daylight, 5000K, Medium base
	20W	LPAR38/5K/LEDG5**	PAR38, 1000 Lumen, Daylight, 5000K, Medium base
	23W	LPAR38/1400/LEDG5**	PAR38, 1400 Lumen, Warm White, 3000K, Medium base
23W	LPAR38/1400/5K/LEDG5**	PAR38, 1400 Lumen, Daylight, 5000K, Medium base	
Westinghouse	8W	8A19/LED/DIM/30	A19, Warm White, 3000K
	8W	8A19/LED/DIM/50	A19, Cool White, 5000K
	8W	8PAR20/LED/DIM30/NFL	PAR20, Warm White, 3000K
	8W	8PAR20/LED/DIM50/NFL	PAR20, Warm White, 5000K

** New addition. Final approval in progress.

Dimmable CFL & LED bulbs

Compatible with C·L® dimmers

List updated April 15, 2013
 For the most up-to-date list, visit
www.lutron.com/dimcflled



CFL bulbs* for C·L lamp dimmers

Credenza® C·L: TTCL-100H



Brand	Wattage	Model	Description
EcoSmart	14W	ES5M40114	Spiral, Soft white
	23W	ES5M10123	Spiral, Soft white
	23W	ES5M40123	Spiral, Soft white
Feit	15W	BPESL15T/DM	Spiral
	23W	BPESL23T/DM	Spiral
Litetronics	5W	MB-500D	A19
	5W	MB-500DL	A19
	8W	MB-800D	A19
	8W	MB-800DL	A19
	15W	MB-15527D	Post Light
	27W	L-27527D	Spiral
Philips	15W	EL/mdT Dim 15W	Spiral
	20W	EL/mdT Dim 20W	Spiral
	32W	EL/dt Dim 32W	Spiral
SYLVANIA	14W	CF14EL/TWIST/DIM	Spiral
	24W	CF24EL/TWIST/DIM	Spiral
TCP	14W	40114	Spiral
	23W	10123	Spiral
	23W	40123	Spiral
Utilitech	15W	LBP15TDM	Spiral
	23W	LBP23TDM	Spiral

* CFLs typically require a warmup period before their full dimming range is achieved.

Dimmable CFL & LED bulbs

Compatible with C·L® dimmers

List updated April 15, 2013
For the most up-to-date list, visit
www.lutron.com/dimcflled



LED bulbs for C·L lamp dimmers

Credenza® C·L: TTCL-100H



Brand	Wattage	Model	Description
Cree	6W	BA19-04527OMF-12DE26-1U100	A19, 450 Lumen, Warm Soft White, 2700K, Medium base
	9W	BA19-08050OMF-12DE26-1U100	A19, 800 Lumen, Daylight, 5000K, Medium base
	9.5W	BA19-08027OMF-12DE26-1U100	A19, 800 Lumen, Warm Soft White, 2700K, Medium base
EcoSmart	8W	ECS 19 WW 120	A19, Warm White, 3000K
	8W	ECS A19 V1 CW 120	A19, Daylight White, 4900K
	8W	ECS A19 V1 WW 120	A19, Warm White, 3000K
	13W	ECS A19 V2 CW 120	A19, Daylight White, 4900K
	13W	ECS A19 V2 WW 120	A19, Warm White, 3000K
Lighting Science	8W	DFN 19 CW 120	A19, Cool White, 5000K
	8W	DFN 19 NW 120	A19, Neutral White, 4000K
	8W	DFN 19 W27 120	A19, Warm White, 2700K
	8W	DFN 19 WW 120	A19, Warm White, 3000K
	8W	DFN A19 V1 CW 120	A19, Cool White, 5000K
	8W	DFN A19 V1 NW 120	A19, Neutral White, Neutral White, 4000K
	8W	DFN A19 V1 W27 120	A19, Warm White, 2700K
	8W	DFN A19 V1 WW 120	A19, Warm White, 3000K
	13.5W	DFN A19 V2 CW 120	A19, Cool White, 5000K
	13.5W	DFN A19 V2 NW 120	A19, Neutral White, Neutral White, 4000K
	13.5W	DFN A19 V2 W27 120	A19, Warm White, 2700K
	13.5W	DFN A19 V2 WW 120	A19, Warm White, 3000K
Lumapro	8W	8A19/LED/DIM/30	A19, Warm White, 3000K (6GEM2)
	8W	8A19/LED/DIM/50	A19, Cool White, 5000K (6GEM3)
Philips	7W	7E26A60	EnduraLED A19 2700K
	8W	8E26A60	EnduraLED A19 2700K
	8W	8E26A60	AmbientLED A19 2700K
	12W	12E26A60	EnduraLED A19 2700K
	12W	12E26A60	AmbientLED A19 2700K

Dimmable CFL & LED bulbs

Compatible with C·L® dimmers

List updated April 15, 2013
 For the most up-to-date list, visit
www.lutron.com/dimcflled



LED bulbs for C·L lamp dimmers

Credenza® C·L: TTCL-100H



Brand	Wattage	Model	Description
SYLVANIA	8W	LED8A/DIM/F/830	A19, 3000K
	8W	LED8A/DIM/F/827	A19, 2700K
Westinghouse	8W	8A19/LED/DIM/30	A19, Warm White, 3000K
	8W	8A19/LED/DIM/50	A19, Cool White, 5000K

www.lutron.com

World Headquarters 1.610.282.3800 | 24/7 Technical Support 1.800.523.9466 | Customer Service 1.888.LUTRON1 (1.888.588.7661)

© 04/2013 Lutron Electronics Co., Inc. | P/N 368-2066 REV N