

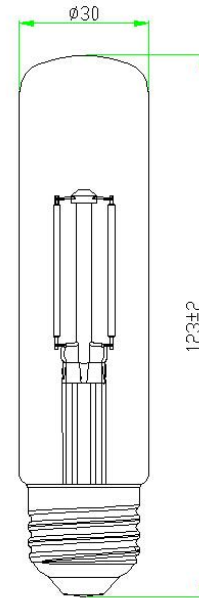
LED Filament T10

Description:

Efficacy: 120 LMW
 Life Time: 25,000 H
 RoHS,
 Utility Patent:
 ZL201320035914.2
 UL

Parameters:

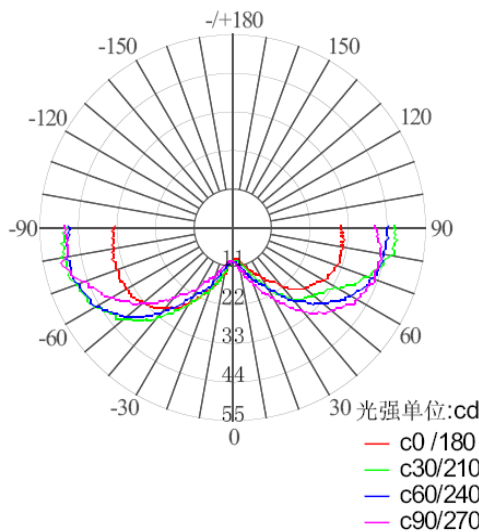
Material: Glass (Clear/Amber)
 Input Voltage: 110VAC; 60Hz
 CCT: 2450/2700K
 CRI: >80
 View Angle: 360°



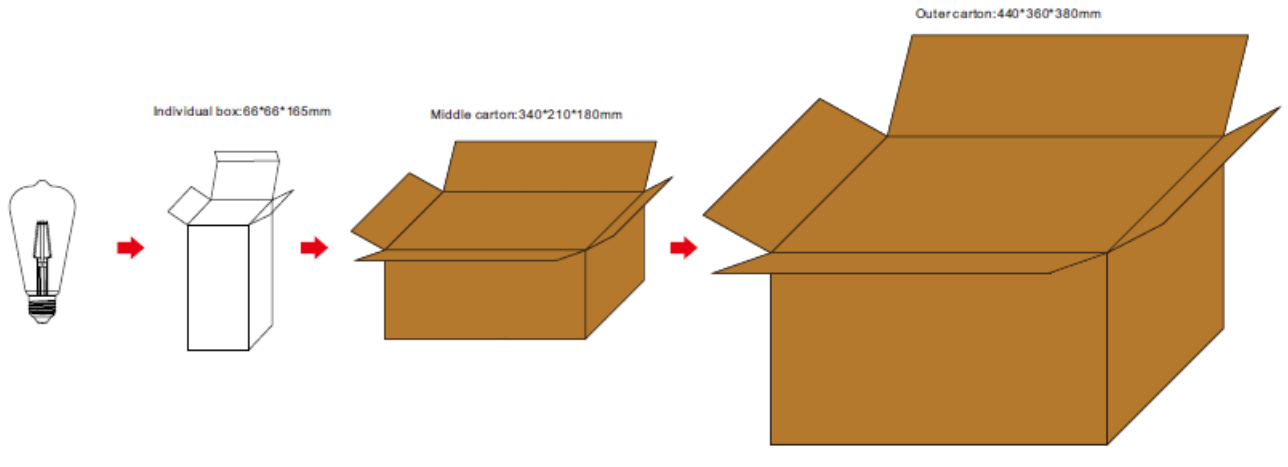
Power Supply: Non-Isolate Drive
 Dimmable
 Weight: 55g
 Life: 25,000 H

Part NO.	CCT	CRI	Lumen	Input Voltage	Wattage	Power Factor	Base
T10-4W-2450	2450K	80	380lm	90-135V/60Hz	4.5W	0.5	E26
T10-4W-2700	2700K	80	400lm	90-135V/60Hz	4.5W	0.5	E27
T10-6W-2450	2450K	80	580lm	90-135V/60Hz	6.5W	0.5	E26
T10-6W-2700	2700K	80	600lm	90-135V/60Hz	6.5W	0.5	E27

Light Distribution Curve



Package Information:



Outer carton size: 440*360*380mm
 Net weight: 3.3kg; Gross weight: 8.7kg
 15 bulbs/middle carton, 4 middle cartons/ outer carton

Installation:

Connect to E26 base

Note:



1. The input voltage is 120VAC
2. Turn power off when install the LED filament bulbs
3. Check the bulbs and make sure it's undamaged before installation
4. LED filament bulbs are not suitable for insulated places
5. LED filament bulbs are prohibited installed in moisture or outdoor places
6. Dimmable

Description of Dimmer Matching

Our LED lights have been designed and worked with listed dimmers:

For 2W/4W/4.5W

LEVITON:

R62-6674-P0W
 C22-6672-1LW
 R70-6631-1LW

LUTRON:

DV-600P-WH
 MACL-153MR-WH
 CT-600PR-WH

For 7W

LEVITON:

R62-6674-P0W
 R70-6631-1LW

LUTRON:

DV-600P-WH
 MACL-153MR-WH

Remark:

1. Mismatch dimmer may lead to poor lighting effect.
2. Dimming range: 20%-80%.
3. For the items less than 3W, one dimmer has to be connected with more than 2pcs each time.