



Air Handlers & Condensing Units



MRCOOL
Address: 1315 College Street
Clarksville TN 37040
Email: sales@mrcool.com
mrcool.com

Specifications and appearance are subject to change without notice. Copyright ©MRCOOL. All rights reserved.

GC-1310-1



R410A

Distributor information








Air Handlers & Condensing Units

The MRCOOL 14 SEER Air Conditioner with R410A refrigerant works hard to deliver total air comfort and maximum energy efficiency savings simultaneously. Priced competitively to fit an average domestic budget, this flexible HVAC system is great for homeowners, but can also be used in a variety of other applications.




Models List

Condensing Units

NOMINAL CAPACITY (TON)	REFRIGERANT	MODEL	POWER SUPPLY (PH, V, HZ)	APPEARANCE
1.5	R410	MAC14018	1, 208/230, 60	
2		MAC14024		
2.5		MAC14030		
3		MAC14036		
3.5		MAC14042		
4		MAC14048		
5		MAC14060		
1.5		MHP14018		
2		MHP14024		
2.5		MHP14030		
3		MHP14036		
3.5		MHP14042		
4		MHP14048		
5		MHP14060		

Air Handlers

NOMINAL CAPACITY (TON)	REFRIGERANT	MODEL	POWER SUPPLY (PH, V, HZ)	APPEARANCE
1.5	R410	MAH14018	1, 208/230, 60	
2		MAH14024		
2.5		MAH14030		
3		MAH14036		
3.5		MAH14042		
4		MAH14048		
5		MAH14060		

Nomenclature

Nomenclature of Condensing Unit

NUMBER	DESCRIPTION	OPTIONS
1	Symbol	M: Condensing unit of split series
2	System	AC = Cooling only HP = Heat pump
3	SEER	Omitted: SEER<13 13: SEER=13 14: SEER=14 15: SEER=15
4	Nominal capacity	018: 18000 Btu/h 024: 24000 Btu/h 030: 30000 Btu/h 036: 36000 Btu/h 042: 42000 Btu/h 048: 48000 Btu/h 060: 60000 Btu/h
5	Refrigerant	Omitted: R22 Na: R410A

1
2
3
4
5



Nomenclature of Air Handler

NUMBER	DESCRIPTION	OPTIONS
1	Symbol	MAH: Air handler
2	SEER	Omitted: SEER<13 13: SEER=13 14: SEER=14 15: SEER=15
3	Nominal capacity	018: 18000 Btu/h 024: 24000 Btu/h 030: 30000 Btu/h 036: 36000 Btu/h 042: 42000 Btu/h 048: 48000 Btu/h 060: 60000 Btu/h

1
2
3



Features

Description

Working as a complete split system, a MRCOOL condenser and MAH multiposition air handler delivers superior air comfort performance, operates quietly, and is an economically priced HVAC solution. For maximum efficiency and home safety, every MRCOOL condenser utilizes environmentally friendly R410A refrigerant and a high efficiency compressor. Condensers optimized only for cooling applications feature an aluminum micro channel heat exchanger rated among the best in the industry. In short, MRCOOL technology is designed for the discerning consumer who values quiet comfort and ecosafe performance.

Standard Features

✔ Features of Condensing Units

- R-410A environmentally friendly refrigerant.
- High-efficiency Copeland Scroll compressor
- 14 SEER energy efficiency
- Aluminium micro channel heat exchanger on Cool Only Condensing Units.
- Totally enclosed, permanently lubricated condenser fan motor.
- Compact design of outdoor unit.
- Convenient for installation and maintenance.
- Service valves with sweat connections and easy-access gauge ports.
- ETL Certification and AHRI Listed.

✔ Features of Air Handlers

- Multi-position—upflow or horizontal installations.
- Built-in coil has horizontal and vertical drain pans with secondary drain connections.
- High-efficiency exchanger, with long-life rifled copper tubes and aluminum fin refrigerant coils.

Cabinet Features

✔ Features of Condensing Units

- Unique sound control top design.
- Galvanized steel exterior cabinet with long salt spray test.
- Heavy-duty, full metal coil guard for hail protection.
- Top and side maintenance access.
- Service ports and controls are accessible while unit is operating.

✔ Features of Air Handlers

- Strong unitized, galvanized steel construction.
- Fully insulated, painted cabinet.
- Built-in filter rack.
- Power supply on top; low-voltage entry on top or side.

Product Specifications

MRCOOL 14 SEER Air Handlers

Due to continuous product improvement, the specifications listed below are subject to change without notice, and the values shown on product nameplates should be referred to as final.

MODEL	UNIT	MAH14018	MAH14024	MAH14030	MAH14036	MAH14042	MAH14048	MAH14060	
Power Supply	V/Hz-Ph	208/230-60-1	208/230-60-1	208/230-60-1	208/230-60-1	208/230-60-1	208/230-60-1	208/230-60-1	
Motor	Type	PSC	PSC	PSC	PSC	PSC	PSC	PSC	
	Rated HP	1/8	1/5	1/4	1/2	1/2	1/2	3/4	
	Capacitor	uF	6	6	10	10	10	20	
	Rated	RPM	1075	1075	1075	1075	1075	1075	
Indoor fan	Material	Metal	Metal	Metal	Metal	Metal	Metal	Metal	
	Type	Centrifugal fan	Centrifugal fan	Centrifugal fan	Centrifugal fan	Centrifugal fan	Centrifugal fan	Centrifugal fan	
	Diameter	inch	10-5/8	10-5/8	10-5/8	10-5/8	10-5/8	10-5/8	
	Height	inch	8-1/8	10-3/4	10-3/4	10-3/4	10-3/4	10-3/4	
Indoor coil	Fin type (code)	hydrophilic aluminium							
	Tube outside dia.and type	inch	9/32 Inner groove copper tube						
Indoor unit	Dimension (W*H*D)	inch	18-1/8"x41-3/8"x20-1/2"	19-5/8"x46-1/2"x21-5/8"	19-5/8"x46-1/2"x21-5/8"	19-5/8"x46-1/2"x21-5/8"	22"x54-1/2"x24"	22"x54-1/2"x24"	22"x54-1/2"x24"
	Packing (W*H*D)	mm	534X1084X614	573X1214X644	573X1214X644	573X1214X644	634X1418X704	634X1418X704	634X1418X704
		inch	21x42-7/10x24-1/6	22-3/5x47-4/5x25-7/10	22-3/5x47-4/5x25-7/10	22-3/5x47-4/5x25-7/10	25x55-4/5x27-7/10x55-4/5	25x55-4/5x27-7/10x55-4/5	25x55-4/5x27-7/10x55-4/5
	Net/Gross weight	lbs	106/119	136/152	136/152	141/156	172/187	172/187	172/187
Liquid side/ Suction side		3/8 / 3/4	3/8 / 3/4	3/8 / 3/4	3/8 / 3/4	3/8 / 3/4	3/8 / 7/8	3/8 / 7/8	
Shipping per STD40HQ		210	154	154	154	104	104	104	

Note

- ☑ Tested and rated in accordance with ARI Standard 210/240. Always check the S & R plate for electrical data on the unit being installed. Unit is charged with enough refrigerant for a 25' line set.
- ☑ RLA - Rated Load Amps
- ☑ LRA - Locked Rotor Amps
- ☑ FLA - Full Load Amps

Product Specifications

MRCOOL 14 SEER Heat Pump

MODEL		UNIT	MHP14018	MHP14024	MHP14030	MHP14036	MHP14042	MHP14048	MHP14060
Power Supply		V/ Hz- Ph	208/230-60-1	208/230-60-1	208/230-60-1	208/230-60-1	208/230-60-1	208/230-60-1	208/230-60-1
Cooling	Capacity	Btu/h	18000	23200	29000	36000	42000	48000	57000
	SEER		14	14	14	14	14	14	14
Heating	Capacity	Btu/h	17200	22200	28600	34600	40000	47000	56000
	HSPF		8.2	8.2	8.3	8.3	8.3	8.3	8.3
Com- pressor	Model		ZP16K5E- PFV-130	ZP20K5E- PFV-130	ZP25K5E- PFV-130	ZP31K5E- PFV-130	ZP36K5E- PFV-130	ZP42K5E- PFV-130	ZP51K5E- PFV-130
	Type		Scroll	Scroll	Scroll	Scroll	Scroll	Scroll	Scroll
	Brand		Copeland	Copeland	Copeland	Copeland	Copeland	Copeland	Copeland
	Capacitor	uF	30	35	40	45	45	70	70
Out- door fan motor	Model		YDK60-6L	YDK60-6L	YDK110-8L	YDK110-8L	YDK230-6L	YDK230-6L	YDK230-6L
	Type		PSC	PSC	PSC	PSC	PSC	PSC	PSC
	Capacitor	uF	6	6	6	6	15	15	15
	Rated RPM	RPM	1075	1075	825	825	1075	1075	1075
Out- door fan	Material		Alnico	Alnico	Alnico	Alnico	Alnico	Alnico	Alnico
	Type		Axial flow fan	Axial flow fan	Axial flow fan	Axial flow fan	Axial flow fan	Axial flow fan	Axial flow fan
	Diameter	inch	18-7/8	18-7/8	23	23-5/8	23	23	23-5/8
	Height	inch	4-5/16	4-5/16	4-1/3	4-1/2	4-1/3	4-1/3	4-1/2
Out- door coil	Fin type		hydrophilic aluminium						
	Tube outside dia.and type	inch	9/32						
			Inner groove copper tube						
Outdoor air flow		m3/h	2688	2688	5100	5520	7175	7200	7260
		CFM	1581	1581	2999	3246	4219	4234	4269
Out- door unit	Dimension (W*H*D)	inch	23-5/8x24- 15/16x23-5/8	23-5/8x24- 15/16x23-5/8	28x24-15/16x28	29-1/8x24- 15/16x29-1/8	28x29-7/8x28	28x33-3/16x28	29-1/8x33- 3/16x29-1/8
	Packing (W*H*D)	inch	24-7/10x26- 1/4x24-7/10	24-7/10x26- 1/4x24-7/10	29x26-1/4x29	30-1/5x26- 1/4x30-1/5	29x31-1/5x29	29x34-1/2x29	30-1/5x34- 1/2x30-1/5
	Net/Gross weight	lbs	145/154	147/156	165/176	172/185	200/216	213/229	240/255
Liquid side/ Suction side		inch	3/8 / 3/4	3/8 / 3/4	3/8 / 3/4	3/8 / 3/4	3/8 / 3/4	3/8 / 7/8	3/8 / 7/8
Shipping per STD40HQ			320	228	192	180	144	144	135


Product Specifications

MRCOOL 14 SEER Condensing Unit

MODEL		UNIT	MAC14018	MAC14024	MAC14030	MAC14036	MAC14042	MAC14048	MAC14060
Power Supply		V/ Hz- Ph	208/230-60-1	208/230-60-1	208/230-60-1	208/230-60-1	208/230-60-1	208/230-60-1	208/230-60-1
Cooling	Capacity	Btu/h	18000	23200	29000	36000	42000	48000	57000
	SEER		14	14	14	14	14	14	14
Heating	Capacity	Btu/h	17200	22200	28600	34600	40000	47000	56000
	HSPF		8.2	8.2	8.3	8.3	8.3	8.3	8.3
Com- pressor	Model		ZP16K5E- PFV-130	ZP20K5E- PFV-130	ZP25K5E- PFV-130	ZP31K5E- PFV-130	ZP36K5E- PFV-130	ZP42K5E- PFV-130	ZP51K5E- PFV-130
	Type		Scroll	Scroll	Scroll	Scroll	Scroll	Scroll	Scroll
	Brand		Copeland	Copeland	Copeland	Copeland	Copeland	Copeland	Copeland
	Capacitor	uF	30	35	40	45	45	70	70
Out- door fan motor	Model		YDK60-6L	YDK60-6L	YDK110-8L	YDK110-8L	YDK230-6L	YDK230-6L	YDK230-6L
	Type		PSC	PSC	PSC	PSC	PSC	PSC	PSC
	Capacitor	uF	6	6	6	6	15	15	15
	Rated RPM	RPM	1075	1075	825	825	1075	1075	1075
Out- door fan	Material		Alnico	Alnico	Alnico	Alnico	Alnico	Alnico	Alnico
	Type		Axial flow fan	Axial flow fan	Axial flow fan	Axial flow fan	Axial flow fan	Axial flow fan	Axial flow fan
	Diameter	inch	18-7/8	18-7/8	23	23-5/8	23	23	23-5/8
	Height	inch	4-5/16	4-5/16	4-1/3	4-1/2	4-1/3	4-1/3	4-1/2
Out- door coil	Fin type		hydrophilic aluminium						
	Tube outside dia.and type	inch	9/32 Inner groove copper tube						
Outdoor air flow		m3/h	2688	2688	5100	5520	7175	7200	7260
		CFM	1581	1581	2999	3246	4219	4234	4269
Out- door unit	Dimension (W*H*D)	inch	23-5/8x24- 15/16x23-5/8	23-5/8x24- 15/16x23-5/8	28x24-15/16x28	29-1/8x24- 15/16x29-1/8	28x29-7/8x28	28x33-3/16x28	29-1/8x33- 3/16x29-1/8
	Packing (W*H*D)	inch	24-7/10x26- 1/4x24-7/10	24-7/10x26- 1/4x24-7/10	29x26-1/4x29	30-1/5x26- 1/4x30-1/5	29x31-1/5x29	29x34-1/2x29	30-1/5x34- 1/2x30-1/5
	Net/Gross weight	lbs	145/154	147/156	165/176	172/185	200/216	213/229	240/255
Liquid side/ Suction side		inch	3/8 / 3/4	3/8 / 3/4	3/8 / 3/4	3/8 / 3/4	3/8 / 3/4	3/8 / 7/8	3/8 / 7/8
Shipping per STD40HQ			320	228	192	180	144	144	135

Dimensional Data

Dimensional Data of Condensing Units



MODEL	DIMENSION		
	H"	D"	W"
MAC14018	24 ¹⁵ / ₁₆	23 ⁵ / ₈	23 ⁵ / ₈
MAC14024	24 ¹⁵ / ₁₆	23 ⁵ / ₈	23 ⁵ / ₈
MAC14030	24 ¹⁵ / ₁₆	28	28
MAC14036	24 ¹⁵ / ₁₆	29 ¹ / ₈	29 ¹ / ₈
MAC14042	29 ⁷ / ₈	28	28
MAC14048	33 ³ / ₁₆	28	28
MAC14060	33 ³ / ₁₆	29 ¹ / ₈	29 ¹ / ₈
MHP14018	24 ¹⁵ / ₁₆	23 ⁵ / ₈	23 ⁵ / ₈
MHP14024	24 ¹⁵ / ₁₆	23 ⁵ / ₈	23 ⁵ / ₈
MHP14030	24 ¹⁵ / ₁₆	28	28
MHP14036	24 ¹⁵ / ₁₆	29 ¹ / ₈	29 ¹ / ₈
MHP14042	29 ⁷ / ₈	28	28
MHP14048	33 ³ / ₁₆	28	28
MHP14060	33 ³ / ₁₆	29 ¹ / ₈	29 ¹ / ₈



Dimensional Data of Air Handlers

MODEL	DIMENSION				
	W"	D"	H"	B"	A"
MAH14018	18 ¹ / ₈	20 ¹ / ₂	41 ³ / ₈	16 ³ / ₄	11 ⁵ / ₈
MAH14024	19 ⁵ / ₈	21 ⁵ / ₈	46 ¹ / ₂	16 ³ / ₄	11 ⁵ / ₈
MAH14030	19 ⁵ / ₈	21 ⁵ / ₈	46 ¹ / ₂	16 ³ / ₄	11 ⁵ / ₈
MAH14036	19 ⁵ / ₈	21 ⁵ / ₈	46 ¹ / ₂	20	11 ⁵ / ₈
MAH14042	22	24	54 ¹ / ₂	20	11 ⁵ / ₈
MAH14048	22	24	54 ¹ / ₂	20	11 ⁵ / ₈
MAH14060	22	24	54 ¹ / ₂	20	11 ⁵ / ₈