

## FEATURES & SPECIFICATIONS

**INTENDED USE** — The VT™ Volumetric Troffer combines the aesthetics and high performance with intelligent LED engines for applications - offices, schools, retail locations and hospitals. High-efficacy light engine delivers long life and excellent color, ensuring a superior quality lighting installation that is highly efficient and sustainable. Featured nLight controls system provides design flexibility and ease of installation and optimum energy savings.

**CONSTRUCTION** — Rugged, one-piece cold-rolled steel coated polyester, painted after fabrication with embossed facets. Impact-modified, single clear acrylic diffuser provides excellent shielding and wide distribution. End plates include integral T-bar clips. Fixture may be mounted and wired in continuous rows. Total fixture height is only 4-3/8".

**OPTICS** — Volumetric illumination is achieved by creating an optimal mix of light to walls, partitions, vertical and horizontal work surfaces — rendering the interior space, objects and occupants in a more balanced, complementary luminous environment. Linear faceted reflector cavity softens and distributes light into the space while minimizing luminous contrast between the fixture and ceiling. Sloped end plates provide a smooth, luminous transition between fixture and ceiling while enhancing the perception of fixture depth. Advanced optical film provides superior LED concealment and even illumination across the diffuser.

**ELECTRICAL** — Long-life LEDs, coupled with high-efficiency drivers, provide superior quantity and quality of illumination for extended service life. VTLED is rated to deliver L80 performance for 50,000 hours.

Standard nLight™ embedded controls make each luminaire addressable - allowing it to digitally communicate with other nLight enabled controls such as dimmers, switches, occupancy sensors and photocontrols. Simply connect all the nLight enabled control devices and the VTLED luminaires using standard Cat-5 cabling. Unique plug-and-play convenience as devices and luminaires automatically discover each other and self-commission.

**Lumen Management:** Unique lumen management system (option N80) provides onboard intelligence that actively manages the LED light source so that constant lumen output is maintained over the system life, preventing the energy waste created by the traditional practice of over-lighting.

Bi-level dimming option allows system to be switched to 50% power for compliance with common energy codes while maintaining fixture appearance.

LED AccuDrive™ driver delivers full-range dimming from 0-10V control signal.

Driver disconnect provided where required to comply with US and Canadian codes.

**INSTALLATION** — Unique grid interfacing arrangement provides mounting into standard 1" and 9/16" tee bar or screw slot grids. 9/16" allows fixture trim to hang level with architectural ceiling tiles. Drywall ceiling adaptors available. Suitable for damp location.

**LISTINGS** — CSA Certified to meet U.S. and Canadian standards. Patents pending.

DLC certified test to LM80 standings.

**WARRANTY** — 5-year limited warranty. Complete warranty terms located at [www.acuitybrands.com/CustomerResources/Terms\\_and\\_conditions.aspx](http://www.acuitybrands.com/CustomerResources/Terms_and_conditions.aspx)

Note: Specifications subject to change without notice.

Catalog Number
Notes
Type



Volumetric Troffer

# 2VTLED

2' x 4'  
LED



DESIGNLIGHTS  
CONSORTIUM



### INDUSTRY RECOGNITION/AWARDS



### ORDERING INFORMATION

Lead times will vary depending on options selected. Consult with your sales representative.

**Example:** 2VTL4 48L ADP D47 LP835 N80

2VTL4				ADP											
Series	Air function	Lumens	Diffuser	Voltage	Wattage	Color temperature	Controls	Options							
2VTL4 Volumetric troffer 2X4 LED	(blank) Static H Heat removal	24L 2400 lumens <sup>1</sup> 40L 4000 lumens <sup>1</sup> 48L 4800 lumens <sup>1</sup> 72L 7200 lumens <sup>1</sup>	ADP Acrylic linear prismatic	(blank) MVOLT 347 347 <sup>2</sup>	D24 24W <sup>3,4</sup> D40 40W <sup>3,5</sup> D47 47W <sup>3,6</sup> D75 75W <sup>3,7</sup>	LP835 82CRI, 3500K LP840 82CRI, 4000K LP850 82CRI, 5000K <sup>8</sup>	NX Dimming, no nlight BLD Bi-level dimming N80 nlight with 80% lumen management. N80EMG nlight with 80% lumen management. For use with generator supply EM power. N100 nlight without lumen management. N100EMG nlight without lumen management. For use with generator supply EM power.	EL14L 1400 lumen battery pack							

nLight™ Control Accessories:			
Order as separate catalog number. Visit <a href="http://www.sensorswitch.com/nLight">www.sensorswitch.com/nLight</a> for complete listing of nLight controls.			
<b>WallPod stations</b>	<b>Model number</b>	<b>Occupancy sensors</b>	<b>Model number</b>
On/Off	nPODM [color]	Standard range 360°, ceiling (PIR / dual tech)	nCM 9 / nCM PDT 9
On/Off & Raise/Lower	nPODM DX [color]	Extended range 360°, ceiling (PIR / dual tech)	nCM 10 / nCM PDT 10
Graphic Touchscreen	nPOD GFX	Wide view (PIR / dual tech)	nWV 16 / nWV PDT 16
<b>Photocell controls</b>	<b>Model number</b>	<b>Cat-5 cable bundles (plenum rated)</b>	<b>Model number</b>
Continuous dimming	nCM ADC	10', CAT5 10FT	CAT5 10FT J1
On/Off & Dimming	nCM PC ADC	15', CAT5 15FT	CAT5 15FT J1

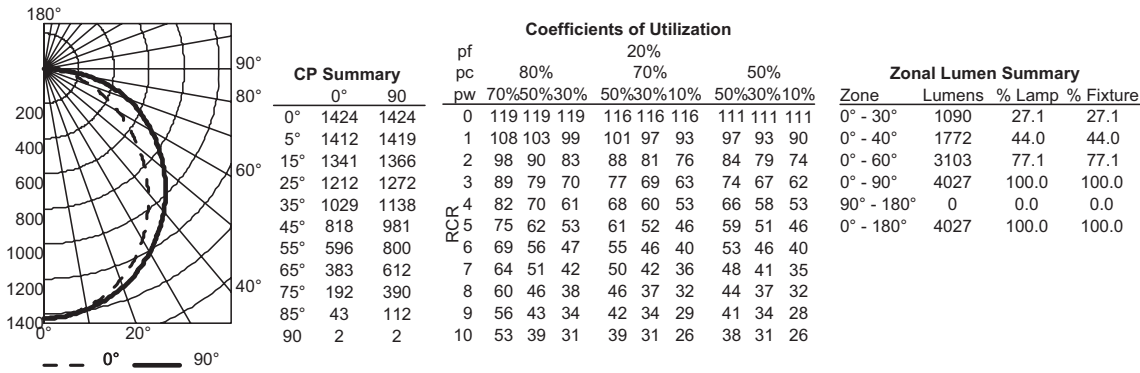
Accessories: Order as separate catalog number.	
2VT4 F916	Trim to adjust fixture mounting flush with 9/16" T-bar; for 2x4 fixture
DGA24	Drywall ceiling adaptor, unit installation

Notes	
1	Approximate lumen output. 4 For use with 24L. 5 For use with 40L.
2	Consult factory for availability. Not available with EL14 battery pack or BLD controls. 6 For use with 48L. 7 For use with 72L.
3	Approximate input power (watts) +/-5%. 8 Not available with 4000 lumen system.

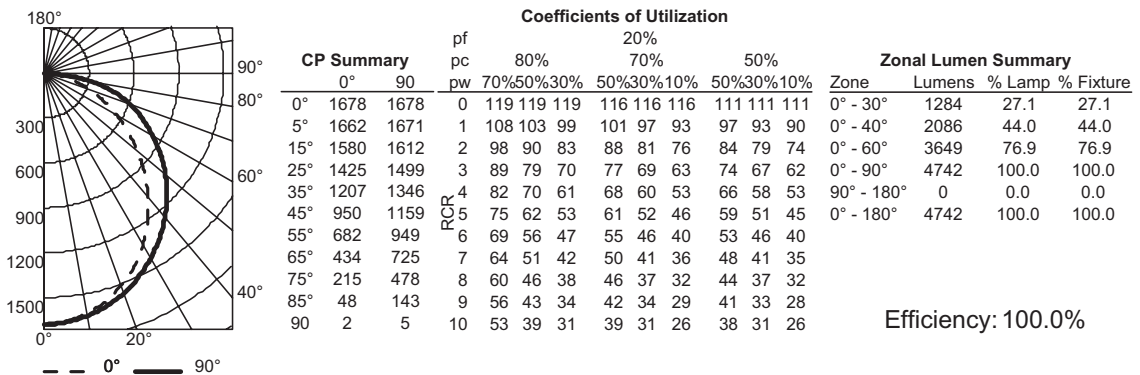
# 2VTLED Volumetric Recessed Lighting 2'x4'

## PHOTOMETRICS

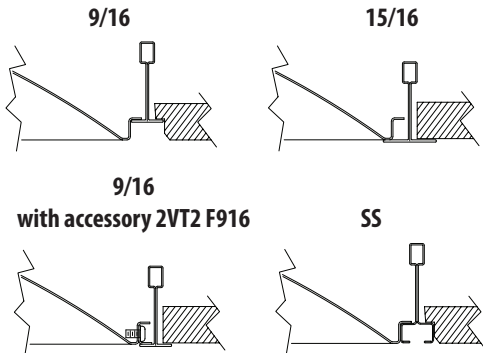
2VTL4 40L ADP LP835, 4026 delivered lumens, test no. LTL21200, tested in accordance to IESNA LM-79



2VTL4 48L ADP LP835, 4740 delivered lumens, test no. LTL20367, tested in accordance to IESNA LM-79



### Mounting data

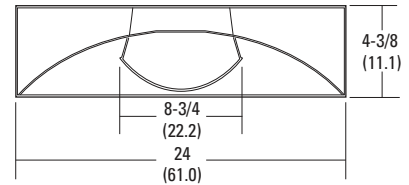


### Dimensions

All dimensions are inches (centimeters) unless otherwise specified.

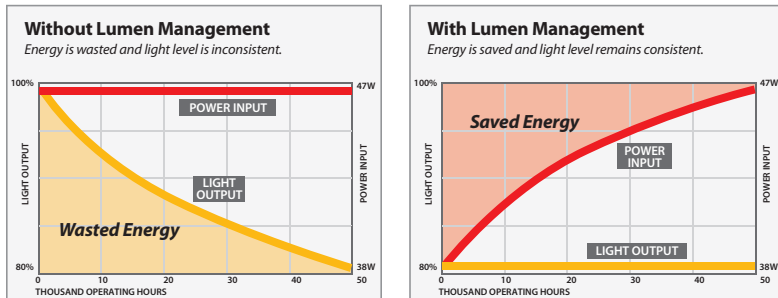
#### Specifications

Length: 48 (122.0)  
Width: 24 (61.0)  
Depth: 4-3/8 (11.1)



### Constant Lumen Management

Enabled by the embedded nLight control, the VTLED actively tracks its run-time and manages its light source such that constant lumen output is maintained over the system life. Referred to as lumen management, this feature eliminates the energy waste created by the traditional practice of over-lighting.



LED Energy Comparison to T5/T8				
System	Lamp type	Ballast factor	Input watts	Watts saved by using LED
VTLED N100 (4800L)	LED	1.0	47	-
VTLED N80 (4800L)	LED	1.0	38	-
2-lamp T8	F32T8	0.88	55	8
2-lamp T5	F28T5	1.0	58	11

#### Notes

1 With night 80% lumen management input watts start at 38 and gradually increasing to 47 at 50,000 hrs when using 48L system.