

ORECK[®]

ORECK COMMERCIAL CERTIFIED HEPA BACKPACK VACUUM CLEANER



For: ORECK COMMERCIAL

Call 1-800-242-1378



**CARPET AND RUG INSTITUTE
CERTIFIED HEPA GREEN**

IMPORTANT SAFEGUARDS

When using an electric appliance, basic precautions should always be followed, including the following:

READ ALL INSTRUCTIONS BEFORE USING THIS VACUUM CLEANER

WARNING

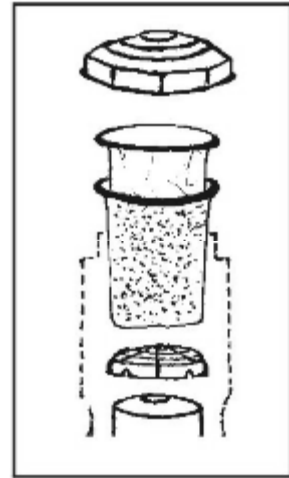
To reduce the risk of fire, electrical shock or injury:

- I Intended for commercial use.
- I Do not use outdoors or on wet surfaces.
- I Do not use with damaged cord or plug. If vacuum cleaner is not working as it should, has been dropped, damaged, left outdoors, or dropped in water, return appliance to a service center before using.
- I Close supervision is necessary when any appliance is used by or near children. Do not allow the vacuum cleaner to be used as a toy or do not run unattended at any time.
- I Keep hair, loose clothing, fingers, and all parts of the body away from openings and moving parts.
- I Do not operate cleaner in bare feet or when wearing open toe shoes or sandals.
- I Use only manufacture's recommended attachments.
- I Do not pick up anything that is burning or smoking, such as cigarettes, matches, or hot ashes.
- I Avoid picking up hard, sharp objects with the cleaner. They may damage the cleaner and the bag.
- I Do not use without micro cloth bag and micro paper bag inside cloth bag. Shake out cloth bag and replace paper bag frequently when picking up very fine material such as powder.
- I Use extra care when cleaning on stairs.
- I Do not put any object into openings. Do not use with any opening blocked. Keep free of dust, lint, hair, or other material that may reduce airflow.
- I Do not pull or carry by cord, use cord as a handle, close door on cord, or pull cord around sharp edges or corners. Do not run appliance over cord. Keep cord away from heated surfaces.
- I Always disconnect cord from electrical outlet before servicing the cleaner.
- I Unplug cleaner when not in use. Turn off all controls before unplugging.
- I Do not unplug by pulling on cord. To unplug, grasp the plug, not the cord. Never handle plug or appliance with wet hands.

SAVE THESE INSTRUCTIONS

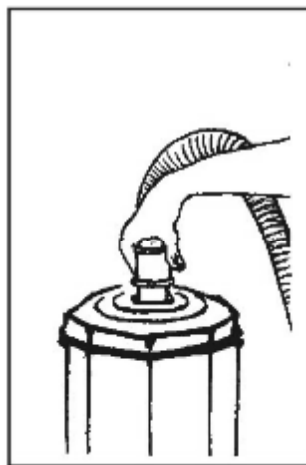
OPERATION OF YOUR NEW ORECK COMMERCIAL CERTIFIED HEPA BACKPACK VACUUM CLEANER

A- Unscrew the top of your ORECK certified HEPA backpack vacuum. Make sure the micro filter bag and the HEPA media filter bag are inside. Remove both and make sure the filter on top of the motor has not shifted off the motor during shipping. Once checked put back micro filter cloth bag and HEPA media filter bag and screw back on top lid.




B- Both the micro filter cloth bag and HEPA media filter bag filter the air while holding all debris. The micro filter cloth bag with its rubber top provides the seal for the vacuum while also filtering the air. Replace or empty each as necessary.

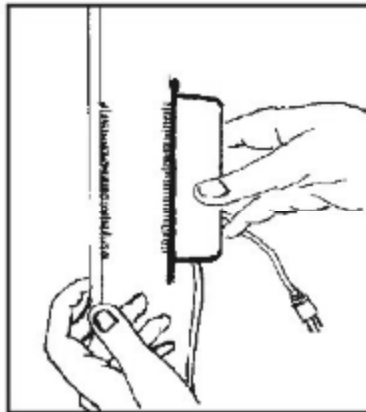
C- Make sure lid is screwed and locked on the vacuum. Take vacuum hose and push into round opening on top of lid.



D- Put backpack on and adjust shoulder straps and waist belt until the backpack is comfortable. Harness is made for any custom fit. Attach hose to commercial wand. Attach desired tool to bottom of wand by loosening nut and pushing in tool. Tighten nut until tool is in place. Tool will swivel when using side to side motion. Never take nut off wand or risk losing metal ring inside the nut. The function of the metal ring is to hold the tool in place in its slotted groove.

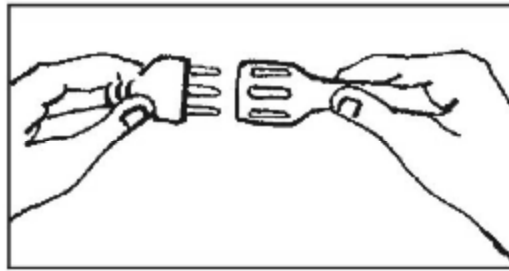


E- Your ORECK Commercial certified HEPA backpack comes with a switch box that has the on/off switch, a power nozzle receptacle and power cord all in one. It has velcro on the side so it can be removed from the waist belt and put back at a comfortable setting for the user. Simply push rocker switch to on or off position to operate.



F- The power nozzle receptacle can be used with the optional power nozzle for revolving brush deep cleaning.

G- A 50 foot 16/3 grounded extension cord comes with the ORECK Commercial certified HEPA backpack vacuum cleaner. Simply plug onto power cord located by the switch box and plug into appropriate outlet that is properly installed and grounded in accordance with all local codes and ordinances. Never stretch or pull cord tightly or this will damage the cord and create a danger. Never use cord if it is ripped or has a tear. Unplug extension cord and wrap loosely when not in use. Make sure cord is always grounded. ORECK Commercial Sales Company and ORECK Commercial Products will accept no liability of backpack vacuum if cord is not grounded, inserted in an appropriate outlet that is properly installed and grounded in accordance with all local codes and ordinances. Cutting off the ground wire or using a cord without a ground plug voids the warranty on the backpack. Improper connections can result in a risk of electric shock. Check with a qualified electrician or service personnel if you have any question or doubt that the outlet is properly grounded.



H- When backpack vacuum is not in use, always store in a dry area or place.

I- When vacuuming, make sure you use a mopping motion walking forward or backward. This one side to another side motion is the proper technique for cleaning floors or rugs.

J- The ORECK Commercial vacuum comes with many different tools:

1- scalloped face rug tool-to clean rugs.



2- all bristle floor brush-to clean floors, walls and ceilings.



3- round brush-for dusting and cleaning walls.



4- upholstery tool with slide on brush-to clean furniture.



5- crevice tool-to clean tight spot areas.



6- paddle tool-to clean large areas.



K- When vacuuming is finished, shut off power switch and unplug all cords from the outlet and vacuum. Check HEPA media filter bag to see if it is full. Always change HEPA media filter bag when full, discard and replace with a new one. Do not reuse the HEPA media filter as it effects the filtration of the backpack. Always check the micro filter cloth bag and follow the same procedure. Shake out as necessary. Always make sure this procedure is followed for maximum efficiency of unit. Mirco cloth bag can be washed with water and let air dry if needed. Always check the foam filter which covers the motor while the vacuum is unplugged from the wall and all power supply is off. Clean as necessary.

L- The foam filter on bottom of the backpack should be checked every week to see if it needs to be cleaned or rinsed. Allow it to air dry if rinsing. Make sure vacuum is off and unplugged while doing this procedure.

M- Always unplug vacuum from wall when not in use.

Always unplug vacuum from the wall and that all power supply is disconnected when repairing any electrical device.

Always check condition of all electrical cords before use.

Always use a qualified or authorized technician when repairs are needed.

Do not repair unless you are an authorized technician familiar with the ORECK Commercial backpack.

Do not lubricate motor. It is equipped with sealed bearings.

THE ORECK COMMERCIAL LIMITED WARRANTY

WHAT THIS WARRANTY COVERS

Your ORECK Commercial backpack is warranted to be free from all defects in material and workmanship in normal use FOR A PERIOD OF ONE YEAR. The warranty is granted only to the original purchaser of the backpack. The warranty is subject to the following provisions.

WHAT THIS WARRANTY DOES NOT COVERS

- I Parts of the backpack that require replacement under normal use, such as bags.
- I Damages or malfunctions caused by negligence, abuse, or use not in accordance with the Owner's Guide.
- I Defects or damages caused by unauthorized service or the use of other than ORECK Commercial parts.

WHAT THE ORECK COMMERCIAL WILL DO

The ORECK Commercial Company will, at its option, repair or replace a defective backpack or backpack part that is covered by this warranty. As a matter of warranty policy, the ORECK Commercial Sales Company will not refund the consumer's purchase price.

ORECK Commercial does not recognize internet sales, the warranty is null and void if the unit is purchased on E-Bay or Any other non authorized internet site.

