





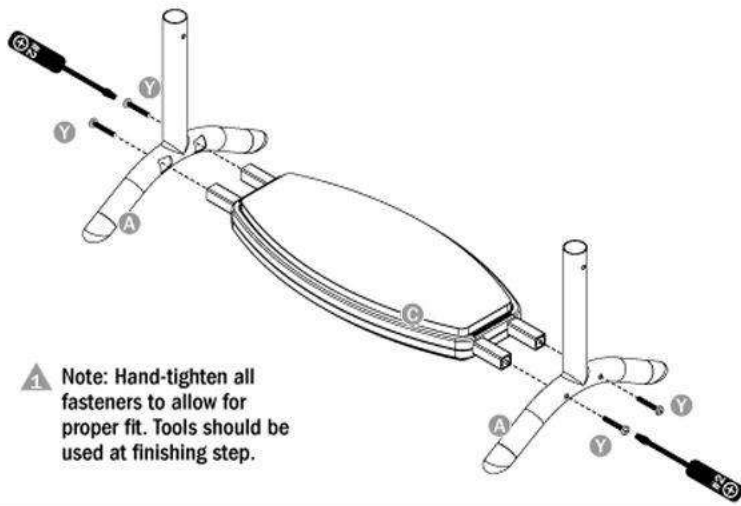
Assembly Instructions



Vertex International, Inc.
Minnesota, USA
1-877-2VERTEX
www.2VERTEX.com

GB2380 Garden Rocker™ Kneeler Bench

STEP 1	Assembly Tools	Product Components	Hardware Pack
<p>Before beginning assembly, you should have:</p>	 <p>Phillips Screwdriver</p>	<p>A Rocker Feet (2) C Seat Assembly B Kneeler Feet (2)</p> 	<p>Y 1/4" x 1-1/2" Screws 4X Z Locking Pin 2X</p> 

STEP 2	Diagram
<p>Attach kneeler feet to seat assembly.</p>	 <p>A Note: Hand-tighten all fasteners to allow for proper fit. Tools should be used at finishing step.</p>

<p>Missing a part?</p>	<p>Please do not return to your store. Your local retailer does not stock parts. Your satisfaction is our Number One priority.</p> <p>Call us, and we will ship the part(s) you need within 24 hours.</p> <p>Parts Hotline: 1-877-283-7839</p>
-------------------------------	--