







Variable Speed Scroll Saw

 16" Throat depth (406 mm)


 Cuts wood up to 2" thick (50 mm)

 Adjustable LED work light

 Table tilts 0-45°

 Dust blower keeps table clean

- Cutting speed is easily set with precision dial on front of housing
- Flex-neck LED work light
- Saw dust collection port for standard 1-1/4" hose (31.75 mm)
- Strong cast iron base
- Cast aluminum work table with locking knob and bevel scale
- Low noise, low vibration
- Patented blade holder accepts standard 5" (127 mm) pin-end or plain-end (pinless) scroll saw blades
- Side storage compartment for spare blades and wrenches
- Top-mounted tensioner knob
- Easy-access motor brushes
- Safety on/off switch with removable security key
- Stroke: 5/8" (15 mm)
- 1.2 Amp motor
- 120 V ~ 60 Hz
- Variable speed: 400-1600 RPM
- CSA certified
- Color packaging with dual languages (English & French)



Model #	UPC Code	Weight	Package Dimensions Width x Depth x Height	Cube	Container Qty.
BT8007 Variable Speed Scroll Saw	857647005093	Gross: 26.5 lb. Net: 24 lb.	26" x 13" x 14" 670 x 330 x 365 mm	2.85 cu. ft	354 pc / 20 ft 714 pc / 40 ft 854 pc / 40 ft High Cube