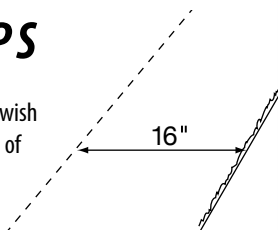


Flat RockTM patio blocks

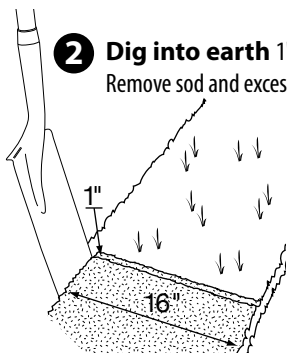
16" x 16" Patio Blocks

5 EASY STEPS


- 1 Measure the area** where you wish to place blocks. You will need an area of 16" x 16" for each block used.



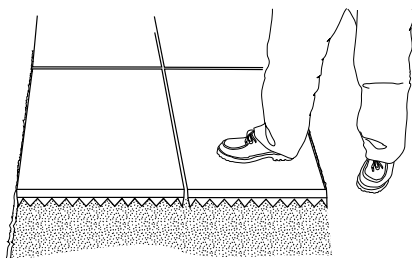
- 2 Dig into earth 1" deep.** Remove sod and excess soil.



- 3 Smooth dirt.** The smoother you can get the work area, the easier it will be for you to position the blocks.



- 4 Position the blocks.** Lay the blocks in your design and adjust until they are situated to your liking.



- 5 Step on blocks** to dig block's teeth into the ground and position the blocks securely in place.

Installation Guide

Innovation, Function, Quality and Service

EMSCO GROUP

Girard, PA 16417

www.emscogroup.com

