


MAGNUM[®] PRO-TORCH[™] TIG TORCH AND CABLE ASSEMBLIES



For Semiautomatic Air and Water-Cooled TIG Welding

LINCOLN[®]
ELECTRIC



PRO-TORCH™ TIG TORCHES



Lincoln Electric's new and expanded line of Pro-Torch TIG torches provides a wide range of both air-cooled and water-cooled torches in various amperage ranges to meet the performance needs of the professional. The Pro-Torch TIG torches are available in industry standard sizes. In addition to the fixed head versions, Lincoln offers models with gas valves for use on machines that don't have gas solenoids, as well as flexible head models for the hard to reach welds.

The Pro-Torch torches are compatible with your existing stock of Magnum TIG torch expendable parts as well as with other industry standard major brands. For ease of interchangeability, industry reference numbers are listed in the expendable parts tables.

The Pro-Torch line offers the following professional features:

- Comfortable knurled handle for a non-slip sure grip for precise control.
- Flexible light weight torch cable.
- High quality construction for long life.

K1781 (PTA-9 and 9F)

Air-cooled TIG torch, rated 125 amps at 60% duty cycle.

The PTA-9F is equipped with a flexible head for easy maneuverability into tight places.

- Tungsten Range: .020 - 1/8"
(0.5 - 3.2mm)
- Cable Lengths: 12.5 or 25 ft.

K1782 (PTA-17, PTA-17V and PTA-17F)

Air-cooled TIG torch, rated 150 amps at 60% duty cycle.

The PTA-17V is equipped with a valve for gas flow control.

The PTA-17F is equipped with a flexible head for easy maneuverability into tight places.

- Tungsten Range: .020 - 5/32"
(0.5 - 4.0mm)
- Cable Lengths: 12.5 or 25 ft.

K1783 (PTA-26, PTA-26V and PTA-26F)

Air-cooled TIG torch, rated 200 amps at 60% duty cycle. The PTA-26V is equipped with a valve for gas flow control.

The PTA-26F is equipped with a flexible head for easy maneuverability into tight places.

- Tungsten Range: .020 - 5/32"
(0.5 - 4.0mm)
- Cable Lengths: 12.5 or 25 ft.

K1785 (PTW-20)

Water-cooled TIG torch, rated 250 amps at 100% duty cycle.

- Tungsten Range: .020 - 1/8"
(0.5 - 3.2mm)
- Cable Lengths: 12.5 or 25 ft.

K1784 (PTW-18)

Water-cooled TIG torch, rated 350 amps at 100% duty cycle.

- Tungsten Range: .020 - 5/32"
(0.5 - 4.0mm)
- Cable Lengths: 12.5 or 25 ft.

WHAT YOU NEED TO GET STARTED

Along with your torch, you will need to purchase the following Magnum TIG Torch Accessories to begin welding:

POWER CABLE ADAPTER

This adapter connects torch hoses to the power source output stud. Three types are available: One for water-cooled torches, one for small air-cooled torches and one for large air-cooled torches.

HOOK-UP KIT

These kits contain the necessary hoses and accessories to connect between your gas regulator, power source and water supply. Three are available: One for water-cooled torches, one for air-cooled torches with a handle valve and one for air-cooled torches without a handle valve.

COLLETS*

These hold the tungsten firmly in your torch. They are purchased according to tungsten size and must be used

with the proper corresponding collet bodies, or gas lens collet bodies.

COLLET BODIES & GAS LENS COLLET BODIES*

Collet bodies hold the collet and tungsten in place. Gas lens collet bodies are used where precise control of shielding gas flow is required.

ALUMINA NOZZLES*

These nozzles, made of a high temperature ceramic material, protect the collet body and direct the gas flow to the weld. Choose them according to the chart on this page, for your specific application.

BACK CAP

(For special applications only.) Each torch comes with one back cap which is sufficient for most applications. However, longer and shorter back caps are available for each torch when specific applications require them.

TUNGSTEN ELECTRODE

Your welding supplier can provide you with the proper electrode for your application. Use the chart listed below, as a guide for ordering the appropriate tungsten.

MAGNUM PARTS KITS

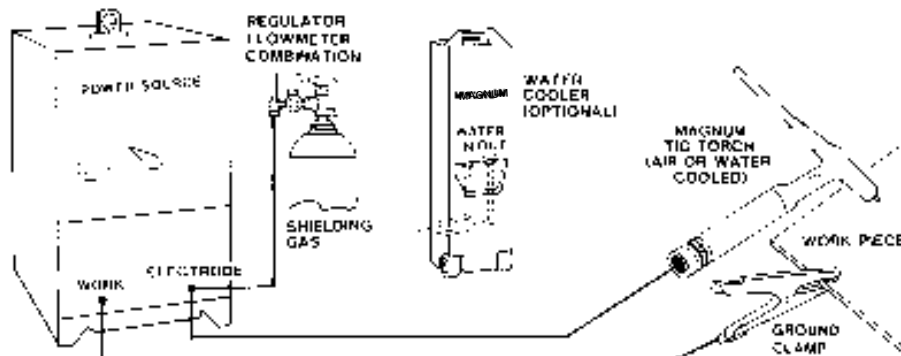
Magnum Parts Kits provide all the torch accessories you need to start welding. Parts Kits provide collets, collet bodies, a back cap, alumina nozzles and tungstens in a variety of sizes, all packaged in an easy to carry reclosable box. Four kits are available for these torches: KP 507, KP 508, KP 509 and KP 510. See page 6, 10 and 11 for more information.

**These accessories will need replacement periodically. It is recommended that when a given size is needed, more than one of that size be purchased.*

TYPICAL CURRENT RANGES FOR TUNGSTEN ELECTRODES ⁽¹⁾

Tungsten Electrode Diameter in. (mm)	DCEN (-) 1%, 2% Thoriated Tungsten	DCEP (+) 1%, 2% Thoriated Tungsten	AC				Alumina Nozzle Size
			Balanced Wave		Unbalanced Wave		
			Pure Tungsten	1%, 2% Thoriated Tungsten Zirconiated	Pure Tungsten	1%, 2% Thoriated Tungsten Zirconiated	
0.020 (0.5)	5 - 20	(2)	10 - 20	5 - 20	5 - 15	5 - 20	4,5,6
0.040 (1.0)	15 - 80	(2)	20 - 30	20 - 60	10 - 60	15 - 80	4,5,6
1/16 (1.6)	70 - 150	10 - 20	30 - 80	60 - 120	50 - 100	70 - 150	5,6
3/32 (2.4)	150 - 250	15 - 30	60 - 130	100 - 180	100 - 160	140 - 235	6,7,8
1/8 (3.2)	250 - 400	25 - 40	100 - 180	160 - 250	150 - 210	225 - 325	6,7,8
5/32 (4.0)	400 - 500	40 - 55	160 - 240	200 - 320	200 - 275	300 - 400	8,10

(1) With Argon gas. (2) DCEP (+) is not commonly used in these sizes.




AIR-COOLED TIG TORCHES

Product Number	Maximum Amperage AC, DC-	Cable Length ft. (m)	Number of Cables	Tungsten Range
PTA-9 K1781-1 K1781-2 K1781-3 K1781-4	125 125 125 125	12.5 (3.8) 12.5 (3.8) 25 (7.6) 25 (7.6)	1 2 1 2	.020 - 1/8 in. (0.5 - 3.2mm)
PTA-9F K1781-5	125	12.5 (3.8)	1	.020 - 1/8 in. (0.5 - 3.2mm)
PTA-17 K1782-1 K1782-2 K1782-3 K1782-4	150 150 150 150	12.5 (3.8) 12.5 (3.8) 25 (7.6) 25 (7.6)	1 2 1 2	.020 - 5/32 in. (0.5 - 4.0mm)
PTA-17F K1782-5	150	12.5 (3.8)	1	.020 - 5/32 in. (0.5 - 4.0mm)
PTA-17V K1782-6 K1782-7 K1782-8 K1782-9	150 150 150 150	12.5 (3.8) 12.5 (3.8) 25 (7.6) 25 (7.6)	1 2 1 2	.020 - 5/32 in. (0.5 - 4.0mm)
PTA-26 K1783-1 K1783-2 K1783-3 K1783-4	200 200 200 200	12.5 (3.8) 12.5 (3.8) 25 (7.6) 25 (7.6)	1 2 1 2	.020 - 5/32 in. (0.5 - 4.0mm)
PTA-26F K1783-5	200	12.5 (3.8)	1	.020 - 5/32 in. (0.5 - 4.0mm)
PTA-26V K1783-6 K1783-7 K1783-8 K1783-9	200 200 200 200	12.5 (3.8) 12.5 (3.8) 25 (7.6) 25 (7.6)	1 2 1 2	.020 - 5/32 in. (0.5 - 4.0mm)

WATER-COOLED TIG TORCHES


Product Number	Maximum Amperage AC, DC-	Cable Length ft. (m)	Number of Cables	Tungsten Range
PTW-18 K1784-1 K1784-2	350 350	12.5 (3.8) 25 (7.6)	3 3	.020 - 5/32 in. (0.5 - 4.0mm)
PTW-20 K1784-3 K1784-4	250 250	12.5 (3.8) 25 (7.6)	3 3	.020 - 1/8 in. (0.5 - 3.2mm)

HOOK-UP KITS



KP504
(For PTW-18 and PTW-20)

Qty.	Part No. (Industry Ref.)	Description
2 (a)	S19558-4 (40V76)	Water Hose 12.5 ft. (3.8m)
1 (b)	S19558-1 (40V77)	Gas Hose 12.5 ft. (3.8m)
2 (c)	S19558-5	Water Adapter Fittings 5/8 ft. (15.8mm)
1 (d)	S19558-6 (11N18)	Water Hose Coupler
1 (e)	S19257-1 (45V11)	Power Cable Adapter



KP505
(For PTA-9, PTA-9F, PTA-17, PTA-17F, PTA-26 and PTA-26F)

Qty.	Part No. (Industry Ref.)	Description
1 (a)	S19558-2	Gas Hose 18 in. (457mm) (From solenoid valve to power cable adapter)
1 (b)	S19558-1 (40V77)	Gas Hose 12.5 ft. (3.8m)




KP-506
(For PTA-17V and PTA-26V)

Qty.	Part No. (Industry Ref.)	Description
1 (a)	S19558-1	Gas Hose 12.5 ft. (3.8m) (with 5/8-18 right hand male fittings)

POWER CABLE ADAPTERS

These adapters connect torch hoses to the power source output stud. Three types are available: One for water-cooled torches, one for small air-cooled torches, and one for large air-cooled torches.



Pictured above are the three types of Power Cable Adapters available:
 (a) S19257-1 Left Hand Threads (Water-cooled torches).
 (b) S19257-2 Right Hand Threads (Large Air-cooled torches).
 (c) S19257-3 (Small Air-cooled torches).


	Part No.	Industry Reference No.	Description
a	S19257-1 S19257-1	(45V11) (45V11)	PTW-18 Torch PTW-20 Torch

	Part No.	Industry Reference No.	Description
b	S19257-2 S19257-2 S19257-2	(45V62) (45V62) (45V62)	PTA-26 Torch PTA-26V Torch PTA-26F Torch

	Part No.	Industry Reference No.	Description
c	S19257-3 S19257-3 S19257-3 S19257-3	(105Z57) (105Z57) (105Z57) (105Z57)	PTA-9 Torch PTA-17 Torch PTA-17V Torch PTA-17F Torch

PARTS KITS

Magnum® Parts Kits provide all the torch accessories you need to start welding. Parts kits provide collets, collet bodies, a back cap, alumina nozzles and tungstens in a variety of sizes, all packaged in an easy to carry reclosable box. Four kits are available for these torches.



KP508

(For PTA-17, PTA-17V and PTA-17F)

KP507

(For PTA-9 and PTA-9F)

Qty.	Part No.	Industry Ref. No.	Description	Size In. (mm)
1	S19513-3	41V24	Back Cap	Long
1	S19497-2	13N21	Collet	.040 (1.0)
1	S19497-3	13N22	Collet	1/16 (1.6)
1	S19499-2	13N26	Collet Body	.040 (1.0)
1	S19499-3	13N27	Collet Body	1/16 (1.6)
1	S19368-1	13N08	Alumina Nozzle	1/4 (6)
1	S19368-2	13N09	Alumina Nozzle	5/16 (8)
1	S19368-3	13N10	Alumina Nozzle	3/8 (10)
1	Tungsten Electrode, 2% thoriated .040" x 7" (1.0 x 178mm)			
1	Tungsten Electrode, 2% thoriated 1/16" x 7" (1.6 x 178mm)			

Qty.	Part No.	Industry Ref. No.	Description	Size In. (mm)
1	S19514-2	57Y04	Back Cap	Short
1	S19498-2	10N22	Collet	.040 (1.0)
1	S19498-3	10N23	Collet	1/16 (1.6)
1	S19498-4	10N24	Collet	3/32 (2.4)
1	S19500-2	10N30	Collet Body	.040 (1.0)
1	S19500-3	10N31	Collet Body	1/16 (1.6)
1	S19500-4	10N32	Collet Body	3/32 (2.4)
1	S19367-6	10N50	Alumina Nozzle	1/4 (6)
1	S19367-5	10N49	Alumina Nozzle	5/16 (8)
1	S19367-4	10N48	Alumina Nozzle	3/8 (10)
1	Tungsten Electrode, 2% thoriated .040" x 7" (1.0 x 178mm)			
1	Tungsten Electrode, 2% thoriated 1/16" x 7" (1.6 x 178mm)			
1	Tungsten Electrode, 2% thoriated 3/32" x 7" (2.4 x 178mm)			

KP509

(For PTW-18, PTA-26, PTA-26V and PTA-26F)

Qty.	Part No.	Industry Ref. No.	Description	Size In. (mm)
1	S19514-2	57Y04	Back Cap	Short
1	S19498-3	10N23	Collet	1/16 (1.6)
1	S19498-4	10N24	Collet	3/32 (2.4)
1	S19498-5	10N25	Collet	1/8 (3.2)
1	S19500-3	10N31	Collet Body	1/16 (1.6)
1	S19500-4	10N32	Collet Body	3/32 (2.4)
1	S19500-5	10N28	Collet Body	1/8 (3.2)
1	S19367-5	10N49	Alumina Nozzle	5/16 (8)
1	S19367-4	10N48	Alumina Nozzle	3/8 (10)
1	S19367-2	10N46	Alumina Nozzle	1/2 (12.5)
1	Tungsten Electrode, 2% thoriated 1/16" x 7" (1.6 x 178mm)			
1	Tungsten Electrode, 2% thoriated 3/32" x 7" (2.4 x 178mm)			
1	Tungsten Electrode, 2% thoriated 1/8" x 7" (3.2 x 178mm)			

KP510

(For PTW-20)

Qty.	Part No.	Industry Ref. No.	Description	Size In. (mm)
1	S19513-3	41V24	Back Cap	Long
1	S19497-3	13N22	Collet	1/16 (1.6)
1	S19497-4	13N23	Collet	3/32 (2.4)
1	S19497-5	13N24	Collet	1/8 (3.2)
1	S19499-3	13N27	Collet Body	1/16 (1.6)
1	S19499-4	13N28	Collet Body	3/32 (2.4)
1	S19499-5	13N29	Collet Body	1/8 (3.2)
1	S19368-2	13N09	Alumina Nozzle	5/16 (8)
1	S19368-3	13N10	Alumina Nozzle	3/8 (10)
1	S19368-4	13N11	Alumina Nozzle	7/16 (11)
1	Tungsten Electrode, 2% thoriated 1/16" x 7" (1.6 x 178mm)			
1	Tungsten Electrode, 2% thoriated 3/32" x 7" (2.4 x 178mm)			
1	Tungsten Electrode, 2% thoriated 1/8" x 7" (3.2 x 178mm)			

EXPENDABLE PARTS


Magnum® PTA-9, PTA-9F & PTW-20 TIG Torches

COLLET



	Part No.	Industry Ref. No.	Tungsten Diameter In. (mm)
Collet	S19497-1	13N20	.020 (0.5)
	S19497-2	13N21	.040 (1.0)
	S19497-3	13N22	1/16 (1.6)
	S19497-4	13N23	3/32 (2.4)
	S19497-5	13N24	1/8 (3.2)

COLLET BODY



	Part No.	Industry Ref. No.	Tungsten Diameter In. (mm)
Collet Body	S19499-1	13N25	.020 (0.5)
	S19499-2	13N25	.040 (1.0)
	S19499-3	13N27	1/16 (1.6)
	S19499-4	13N28	3/32 (2.4)
	S19499-5	13N29	1/8 (3.2)

ALUMINA NOZZLES



	Part No.	Industry Ref. No.	Nozzle Orifice Diameter In. (mm)	Size (16th of an inch)	Length
Alumina Nozzle	S19368-1	13N08	1/4 (6)	4	1-5/32" (29.3mm)
	S19368-2	13N09	5/16 (8)	5	
	S19368-3	13N10	3/8 (10)	6	
	S19368-4	13N11	7/16 (11)	7	
	S19368-5	13N12	1/2 (12.5)	8	
	S19368-6	13N13	5/8 (16)	10	

GAS LENS COLLET BODIES



	Part No.	Industry Ref. No.	Tungsten Diameter In. (mm)
Gas Lens Collet Body	S19501-1	45V41	.020 (0.5)
	S19501-2	45V42	.040 (1.0)
	S19501-3	45V43	1/16 (1.6)
	S19501-4	45V44	3/32 (2.4)
	S19501-5	45V45	1/8 (3.2)

ALUMINA GAS LENS NOZZLES



	Part No.	Industry Ref. No.	Nozzle Orifice Diameter In. (mm)	Size (16th of an inch)	Length
Alumina Gas Lens Nozzle	S19370-1	53N58	1/4 (6)	4	1" (25.4mm)
	S19370-2	53N59	5/16 (8)	5	
	S19370-3	53N60	3/8 (10)	6	
	S19370-4	53N61	7/16 (11)	7	

BACK CAPS



	Part No.	Industry Ref. No.	Size
Back Caps	S19513-1	41V33	Short
	S19513-2	41V34	Medium
	S19513-3	41V35	Long

Parts shown are not actual size.

EXPENDABLE PARTS

Magnum® PTA-17, PTA-17V, PTA-17F, PTA-26, PTA-26V and PTA-26F TIG Torches

Magnum® PTW-18 TIG Torch

COLLET



	Part No.	Industry Ref. No.	Tungsten Diameter In. (mm)
Collet	S19498-1	10N21	.020 (0.5)
	S19498-2	10N22	.040 (1.0)
	S19498-3	10N23	1/16 (1.6)
	S19498-4	10N24	3/32 (2.4)
	S19498-5	10N25	1/8 (3.2)
	S19498-6	54N20	5/32 (4.0)

COLLET BODY




	Part No.	Industry Ref. No.	Tungsten Diameter In. (mm)
Collet Body	S19500-1	13N25	.020 (0.5)
	S19500-2	13N25	.040 (1.0)
	S19500-3	13N27	1/16 (1.6)
	S19500-4	13N28	3/32 (2.4)
	S19500-5	13N29	1/8 (3.2)
	S19500-6	406488	5/32 (4.0)

ALUMINA NOZZLES



	Part No.	Industry Ref. No.	Nozzle Orifice Diameter In. (mm)	Size (16th of an inch)	Length
Alumina Nozzle	S19367-6	10N50	1/4 (6)	4	1-27/32" (46.8mm)
	S19367-5	10N49	5/16 (8)	5	
	S19367-4	10N48	3/8 (10)	6	
	S19367-3	10N47	7/16 (11)	7	
	S19367-2	10N46	1/2 (12.5)	8	
	S19367-1	10N45	5/8 (16)	10	

GAS LENS COLLET BODIES



	Part No.	Industry Ref. No.	Tungsten Diameter In. (mm)
Gas Lens Collet Body ⁽¹⁾	S19502-1	45V29	.020 (0.5)
	S19502-2	45V24	.040 (1.0)
	S19502-3	45V25	1/16 (1.6)
	S19502-4	45V26	3/32 (2.4)
	S19502-5	45V27	1/8 (3.2)
	S19502-6	45V28	5/32 (4.0)

⁽¹⁾ Note: Use of these Gas Lens Collet Bodies requires a S19515-8 (54N01) Gas Lens Insulator.

ALUMINA GAS LENS NOZZLES



	Part No.	Industry Ref. No.	Nozzle Orifice Diameter In. (mm)	Size (16th of an inch)	Length
Alumina Gas Lens Nozzle ⁽²⁾	S19369-5	54N18	1/4 (6)	4	1" (25.4mm)
	S19369-4	54N17	5/16 (8)	5	
	S19369-3	54N16	3/8 (10)	6	
	S19369-2	54N15	7/16 (11)	7	1-1/8" (28.5mm)
	S19369-1	54N14	1/2 (12.5)	8	
	S19369-6	54N19	11/16 (17)	Short	

BACK CAPS



	Part No.	Industry Ref. No.	Size
Back Cap	S19514-1	57Y02	Long
	S19514-2	57TY04	Short

⁽²⁾ Note: Use of these Alumina Gas Lens Nozzles requires a S19515-8 (54N01) Gas Lens Insulator.

Parts shown are not actual size.

ADVANTAGE LINCOLN

Performance

- All Magnum® TIG torches are made from the highest quality materials to assure high performance and long life.
- The unique non-slip handle contains horizontal ribs for comfort, easy maneuverability, and a no-slip grip.
- Select torches have a convenient gas control valve on the torch to quickly and easily control the shielding gas flow when a solenoid is not employed.
- Super-flex cables made of high quality vinyl and rubber reduce operator strain and fatigue.

Versatility

- Magnum TIG torches are used for a variety of applications in power plant construction, job shops, tool and die work, construction sites and production plants.

- Many of the TIG expendable parts are interchangeable with each other, ensuring maximum versatility across the torch family.
- Expendable parts are also interchangeable with some non-Magnum parts. Use the Industry Reference Numbers as a cross reference guide to order Magnum parts for the highest quality expendables available.

Maximum Durability

- TIG torch bodies are made from copper conductors and silicon rubber insulation ensuring durability and long life.



Gas Control Valve

PTA-17 and PTA-26 are available with a gas control valve for use on machines without gas solenoids.
Order PTA-17V or PTA-26V.



1-PC. Vs. 2 PC. Cable Ends

1 - Piece cables consist of a power conductor inside a rubber hose.
2 - Piece cables consist of a separate power conductor and a braided gas hose.

Flexible Head Torches

PTA-9, PTA-17 and PTA-26 torches are available with flexible heads for easy maneuverability in tight places.
Order PTA-9F, PTA-17F or PTA-26F



OPTIONAL ACCESSORIES

QUICK CONNECT PLUG

For connection of PTA-9 or PTA-17 torches to Square Wave TIG 175.
Order S22529-1.

WATER COOLERS

Energy efficient, long life coolers.
Cooler 10, Order K877-1.
Cooler 20, Order K869-1.
Mounting Bracket, Order K559-2.

AMP TROLS™

Used to remotely control amperage.
Foot Amptrol, Order K870.
Hand Amptrols:
Order K963-1 for use with PTA-9, PTA-17 and PTW-20 torches.
Order K963-2 for use with PTA-26 and PTW-18 torches.

STRAIN RELIEF BOOT

For Quick Connect Plug.
Order M17255.



ZIPPERED CABLE COVERS

Optional zippered cable covers are available for 12.5 ft. (3.8m) and 25 ft. (7.6m) torches which protects the torch cables in high abrasion applications.
Order K918-1 (12.5 ft.) or K918-2 (25 ft.).

TWIST MATE™ TORCH ADAPTER

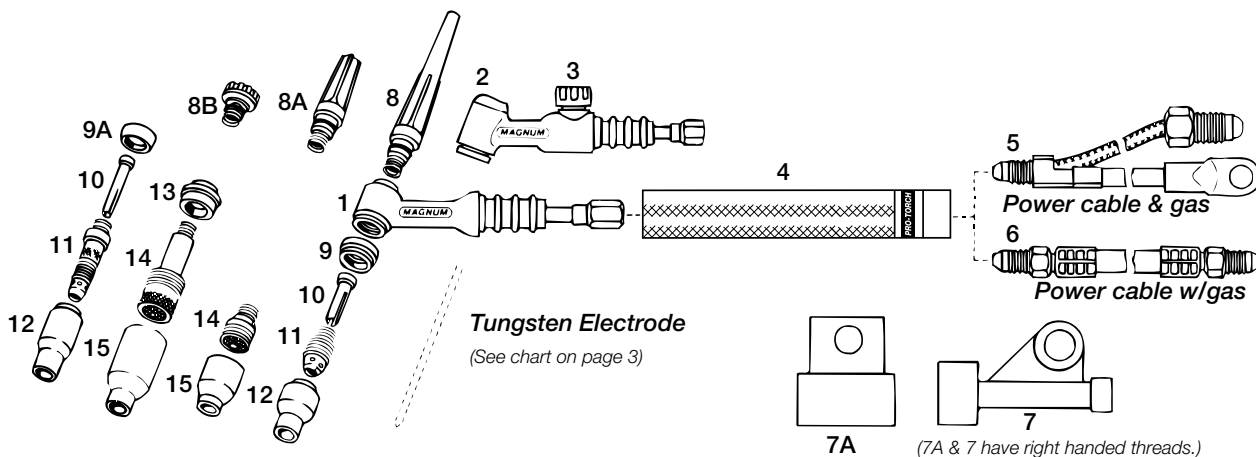
For connection of PTA-9 or PTA-17V torches (1 piece cable) to power sources with Twist Mate connections.
Order K960-1.



REPLACEMENT PARTS

AIR-COOLED REPLACEMENT PARTS

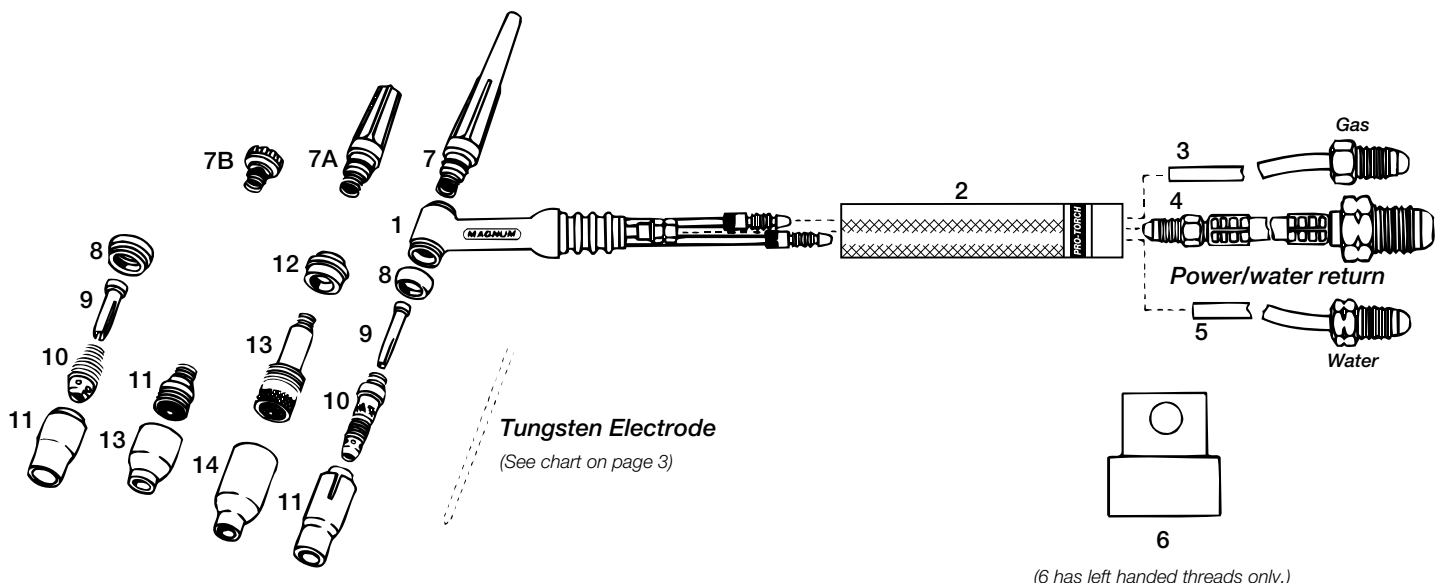
Item No.	Part No.	Industry Ref. No.	Description
1	S19258-1	--	Torch body w/gaskets, PTA-9
1	S19259-1	--	Torch body w/gaskets, PTA-17
1	S19260-1	--	Torch body w/gaskets, PTA-26
2	S19259-2	--	Torch body w/gaskets, PTA-17V
2	S19260-2	--	Torch body w/gaskets, PTA-26V
3	S19515-1	VS-2	Valve knob w/"O" Ring, PTA-17V
3	S19515-2	VS-1	Valve knob w/"O" Ring, PTA-26V
4	S19511-1	--	Torch handle, PTA-9, 17, 17V
4	S19511-2	--	Torch handle, PTA-26, 26V
4	S24930	--	Torch handle, PTA-9F, 17F
4	S24931	--	Torch handle, PTA-26F
5	S19512-2	57Y01-2	Power cable & gas, 12.5' (3.8m), PTA-9, 17, 17V
5	S19512-6	46V28-2	Power cable & gas, 12.5' (3.8m), PTA-26, 26V
5	S19512-4	57Y03-2	Power cable & gas, 25' (7.6m), PTA-9, 17, 17V
5	S19512-8	46V30-2	Power cable & gas, 25' (7.6m), PTA-26, 26V
6	S19512-1	57Y01R	Power cable w/gas, 12.5' (3.8m), PTA-9, 17, 17V
6	S19512-5	46V28R	Power cable w/gas, 12.5' (3.8m), PTA-26, 26V
6	S19512-3	57Y03R	Power cable w/gas, 25' (7.6m), PTA-9, 17, 17V
6	S19512-7	46V30R	Power cable w/gas, 25' (7.6m), PTA-26, 26V
7	S19257-3	105Z57	Power Cable Adapter, PTA-9, 17, 17V
7A	S19257-2	45V62	Power Cable Adapter, PTA-26, 26V
8	S19513-3	41V24	Back cap long w/"O" ring, 10 pack, PTA-9
8	S19514-1	57Y02	Back cap long w/"O" ring, 10 pack, PTA-17, 17V, 26, 26V
8A	S19513-2	41V35	Back cap medium w/"O" ring, 10 pack, PTA-9
8B	S19513-1	41V33	Back cap short w/"O" ring, 10 pack, PTA-9
8B	S19514-2	57Y04	Back cap short w/"O" ring, 10 pack, PTA-17, 17V, 26, 26V
9	S19515-6	598882	Cup gasket, 10 pack, PTA-9
9A	S19515-7	18CG	Cup gasket, 10 pack, PTA-17, 17V, 26, 26V
10	SEE EXPENDABLE PARTS ON PAGES 7 AND 8		Collet
11		Collet body	
12		Alumina nozzle	
13		Gas lens insulator	
14		Collet body gas lens	
15		Alumina nozzle gas lens	



REPLACEMENT PARTS

WATER-COOLED REPLACEMENT PARTS

Item No.	Part No.	Industry Ref. No.	Description
1	S19261-1	--	Torch body w/gaskets, PTW-18
1	S19262-1	--	Torch body w/gaskets, PTW-20
2	S19511-2	--	Torch handle, PTW-18
2	S19511-1	--	Torch handle, PTW-20
3	S19512-17	40V75	Gas hose, 12.5' (3.8m), PTW-18
3	S19512-11	45V09	Gas hose, 12.5' (3.8m), PTW-20
4	S19512-15	40V64	Power cable, 12.5' (3.8m), PTW-18
4	S19512-9	45V03	Power cable, 12.5' (3.8m), PTW-20
4	S19512-18	41V29	Power cable, 25' (7.6m), PTW-18
4	S19512-12	45V04	Power cable, 25' (7.6m), PTW-20
5	S19512-16	40V74	Water hose, 12.5' (3.8m), PTW-18
5	S19512-10	45V07	Water hose, 12.5' (3.8m), PTW-20
5	S19512-19	41V32	Water hose, 25' (7.6m), PTW-18
5	S19512-13	45V08	Water hose, 25' (7.6m), PTW-20
6	S19257-1	45V11	Power Cable Adapter, PTW-18, 20
7	S19514-1	57Y02	Back cap long w/"O" ring, 10 pack, PTW-18
7	S19513-3	41V24	Back cap long w/"O" ring, 10 pack, PTW-20
7	S19513-2	41V35	Back cap medium w/"O" ring, 10 pack, PTW-20
7	S19514-2	57Y04	Back cap short w/"O" ring, 10 pack, PTW-18
7	S19513-1	41V33	Back cap short w/"O" ring, 10 pack, PTW-20
8	S19515-7	18CG	Cup gasket, 10 pack, PTW-18
8	S19515-6	598882	Cup gasket, 10 pack, PTW-20
9	SEE EXPENDABLE PARTS ON PAGES 7 AND 8		Collet
10			Collet body
11			Alumina nozzle
12			Gas lens insulator
13			Collet body gas lens
14			Alumina nozzle gas lens



REMEMBER OUR COMPLETE LINE OF POWER SOURCES...

SQUARE WAVE TIG 175 PRO



SQUARE WAVE TIG 275



SQUARE WAVE TIG 355



ADVANTAGES

- Designed for AC & DC TIG and stick welding.
- Full range capability from 12 to 175 amps.
- Comes as a complete package including TIG torch, all accessories needed for the TIG torch, a stick electrode holder, gas pressure regulator and flow gauge, hoses, cables, foot amptrol, starter pack of stick electrodes, and much more.
- 0.5 second preflow timer and 15 second afterflow timer.
- Built in Auto Balance™, high frequency arc starter, stabilizer and gas solenoid valve.
- Dimensions: 19.5 x 13.7 x 25.0"
(495 x 348 x 635 mm)

See Lincoln publication E3.35 for more information.

ADVANTAGES

- Designed for AC & DC TIG and stick welding.
- Full range capability from 5 to 315 amps.
- Features TIG Pulser keys for pulsed welding applications on thin materials.
- Standard gas solenoid.
- Standard postflow timer.
- Built in Auto Balance™.
- Special encapsulating material is used on power assembly and connections and is torture chamber proven to protect against moisture and corrosive materials.
- Dimensions: 24.0 x 19.0 x 28.0"
(610 x 483 x 711 mm)
(Lift hook add 3.5" (90mm))

See Lincoln publication E3.41 for more information.

ADVANTAGES

- Designed for AC & DC TIG and stick welding.
- Full range capability from 2 to 400 amps.
- Can be used in applications using robotics and weld positioners.
- Standard water solenoid for use with Magnum® water coolers.
- 5 second preflow timer and 55 second afterflow timer.
- Built in Auto Balance™.
- Special encapsulating material is used on power assembly and connections and is torture chamber proven to protect against moisture and corrosive materials.
- Dimensions: 34.8 x 22.3 x 26.0"
(884 x 565 x 660 mm)
(Lift hook add 3.4" (87mm))

See Lincoln publication E3.50 for more information.

Customer Assistance Policy

The business of The Lincoln Electric Company is manufacturing and selling high quality welding equipment, consumables, and cutting equipment. Our challenge is to meet the needs of our customers and to exceed their expectations. On occasion, purchasers may ask Lincoln Electric for advice or information about their use of our products. We respond to our customers based on the best information in our possession at that time. Lincoln Electric is not in a position to warrant or guarantee such advice, and assumes no liability, with respect to such information or advice. We expressly disclaim any warranty of any kind, including any warranty of fitness for any customer's particular purpose, with respect to such information or advice. As a matter of practical consideration, we also cannot assume any responsibility for updating or correcting any such information or advice once it has been given, nor does the provision of information or advice create, expand or alter any warranty with respect to the sale of our products.

Lincoln Electric is a responsive manufacturer, but the selection and use of specific products sold by Lincoln Electric is solely within the control of, and remains the sole responsibility of the customer. Many variables beyond the control of Lincoln Electric affect the results obtained in applying these types of fabrication methods and service requirements.

LINCOLN®
ELECTRIC

**THE
LINCOLN ELECTRIC
COMPANY**

Local Sales and Service through Global
Subsidiaries and Distributors

Cleveland, Ohio 44117-1199 U.S.A

TEL: 216.481.8100

FAX: 216.486.1751

WEB SITE: www.lincolnelectric.com

Magnum
E12.150 3/00

DISTRIBUTED BY: