

6058-90 Supreme Garment Rack ©2008 Whitmor

A 16 ea
Sleeve



B 4 ea
Wheel



C 1 ea
Wrench




NOTE:
2 of the wheels
have locking
mechanisms

F 4 ea
Threaded
connector



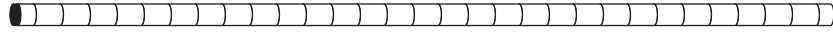
G 2 ea
Shelf



H 2 ea
Hanging rod
bracket

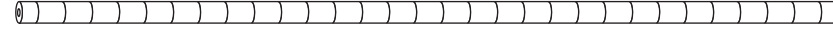


D 4 ea
Top pole




NOTE: part D has a plastic cap on one end

E 4 ea
Bottom pole

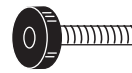


NOTE: part E has a small, threaded hole on one end

I 1 ea
Hanging rod



J 2 ea
Screw

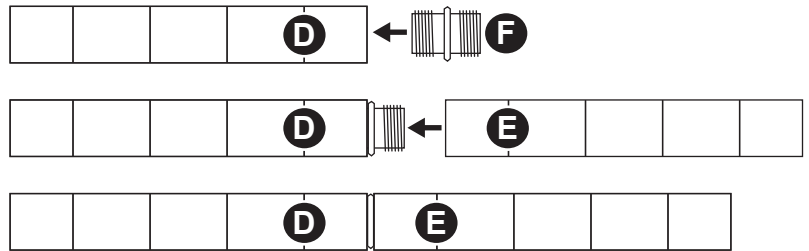


Assembly Time:
Less than 30 minutes.

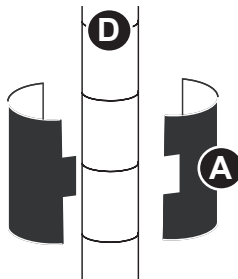
This product's intended use
is for storing clothes.

Tools Needed: No additional tools
required. A wrench (C) is provided.

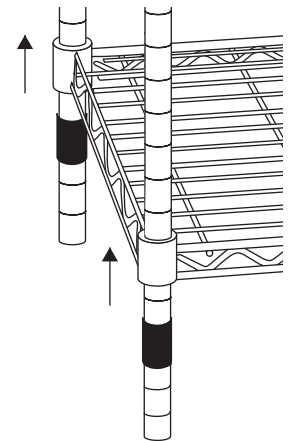
STEP 1. Connect part (D) and part (E) by screwing part (F) into the open end of one of the chrome poles (there is a small ridge in the middle of part (F) at the center). Screw the other chrome pole into the threaded connector (F) until it meets the other chrome pole. Repeat for remaining poles.




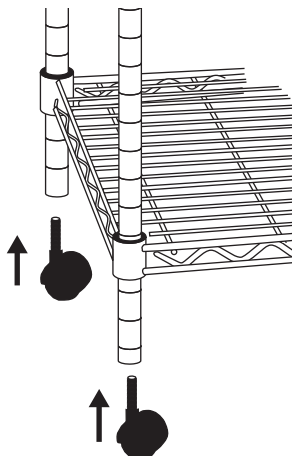
STEP 2. Start at the bottom (the end with the small threaded hole, see diagram above), snap two plastic sleeves (A) onto chrome poles at desired intervals. The sleeves are marked with a directional arrow to show proper placement. Use grooves on poles to ensure even shelf placement among the four poles. **NOTE:** Place only enough sleeves to assemble bottom shelf. This step will be repeated after bottom shelf is in place.



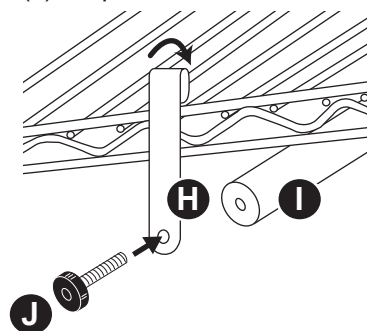
STEP 3. Slide chrome poles with plastic cap on top through shelf corners until shelf rests firmly on sleeves. Push or gently tap the shelf down at corners to level shelf. Repeat step 2 and position top shelf.



STEP 4. Determine which poles you wish to place the locking wheels. Screw wheels (B) into small threaded holes in the bottom of poles and adjust accordingly. If necessary, tighten with provided wrench (C).



STEP 5. Place hanging rod bracket (H) with notch on end straddling one of the bars on the top shelf. Attach hanging rod (I) onto bracket with screw (J). Repeat for other side.



Part	Reference
A	F6653
B	F6654
C	F6655
D	F6656
E	F6657
F	F6658
G	F6659
H	F6660
I	F6661
J	F6685

MADE IN CHINA

For missing parts or assistance:
 Whitmor/Customer Service Department
 P.O. Box 28 • 17539 Hwy 64 • Earle, AR • 72331
 1-888-944-8667
 customer_service@whitmor.com



TEN YEAR LIMITED WARRANTY

All Supreme wire products distributed by Earle Industries, Inc. (the "Company") are warranted to the original purchaser at the time of purchase and for ten (10) years after the purchase date ("warranty term"). The Company warrants to you, the original purchaser, that our Supreme wire products and all metal or plastic parts and components are free of defects in material or workmanship during the warranty term. The word "defects" as used in this limited warranty is defined as any imperfections which impair the use of the Supreme wire product. This limited warranty is expressly limited to the replacement or repair of metal or plastic parts and components (in the Company's discretion) and the Company will have a reasonable amount of time to remedy said defect. This limited warranty only applies under conditions of normal use. This limited warranty does not cover defects caused by improper assembly or disassembly, defects occurring after purchase due to intentional damage, product modifications, exposure to the elements, accidents, misuse, abuse or negligence and labor or assembly costs.

THE COMPANY DISCLAIMS ALL OTHER WARRANTIES EXPRESS OR IMPLIED INCLUDING, WITHOUT LIMITATION, ANY IMPLIED WARRANTIES OF MERCHANTABILITY OR FITNESS FOR A PARTICULAR PURPOSE, EXCEPT TO THE EXTENT THAT ANY WARRANTIES IMPLIED BY LAW CANNOT BE VALIDLY WAIVED. NO ORAL OR WRITTEN INFORMATION OR ADVICE GIVEN BY THE COMPANY, ITS DISTRIBUTORS, DEALERS, AGENTS OR EMPLOYEES, SHALL CREATE ANOTHER WARRANTY OR MODIFY THIS LIMITED WARRANTY. THIS LIMITED WARRANTY STATES THE COMPANY'S ENTIRE LIABILITY AND YOUR EXCLUSIVE REMEDY AGAINST THE COMPANY FOR ANY FAILURE OF THE SUPREME WIRE PRODUCT TO OPERATE PROPERLY. NEITHER THE COMPANY NOR ANYONE ELSE INVOLVED IN THE DEVELOPMENT, PRODUCTION, OR DELIVERY OF THIS SUPREME WIRE PRODUCT SHALL BE LIABLE FOR ANY INDIRECT, INCIDENTAL, SPECIAL, CONSEQUENTIAL, EXEMPLARY, OR PUNITIVE DAMAGES, INCLUDING LOST PROFITS, ARISING FROM THE USE OF OR INABILITY TO USE THE PRODUCT, EVEN IF ADVISED OF THE POSSIBILITY OF SUCH DAMAGES. SOME STATES DO NOT ALLOW THE EXCLUSION OR LIMITATION OF INCIDENTAL OR CONSEQUENTIAL DAMAGES, SO THE ABOVE LIMITATION OR EXCLUSION MAY NOT APPLY TO YOU. This Warranty gives you specific legal rights and you may also have other rights, which vary from State to State.

The Limited Warranty set forth above is provided on products purchased in and used in the United States, and is only in effect with valid proof of purchase (bill of sale) presented or shipped (shipping cost prepaid) to the Company within the United States at the address above. For Customer service call 1 (888) 944-8667.