

# PP9030DJ

## GE Profile™ Series 30" Built-In Touch Control Electric Cooktop

### Dimensions and Installation Information (in inches)

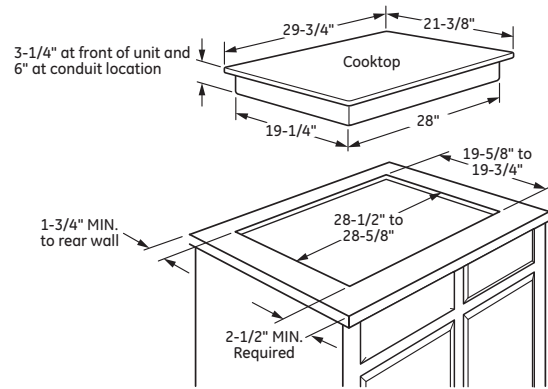
**Important:** Requires a 5" free area between the bottom of the cooktop to any combustible material, i.e., shelving. Free area not required when installing wall oven underneath cooktop. Refer to installation instructions. Requires a 15" minimum from cooktop to adjacent overhead cabinets. Units are furnished with a 48" flexible armored cable.

**Note:** 30" Ribbon cooktops are approved for use over select GE 27" and GE 30" Single Wall Ovens and Warming Drawers. Refer to cooktop and wall oven/warming drawer installation instructions packed with product for current dimensional data. If installed with a GE Telescopic Downdraft System, consult both the cooktop and downdraft installation instructions packed with product before installing. Cooktop gas/electric supply may need to be re-routed to install downdraft. The countertop cutout requires 23-1/2" minimum flat countertop surface and 25" minimum total countertop depth. In addition, other clearances to front edge of the countertop must be considered.

**Before installing, consult installation instructions packed with product for current dimensional data.**

**Cutout filler trim kit:** A filler trim kit is available for use if your countertop cutout is larger than the dimension shown, up to 29-13/16" x 20-7/16". Order JXTR32B for black or JXTR32W for white, to reduce the cutout opening for installation of this cooktop. These kits may be ordered from your GE Dealer.

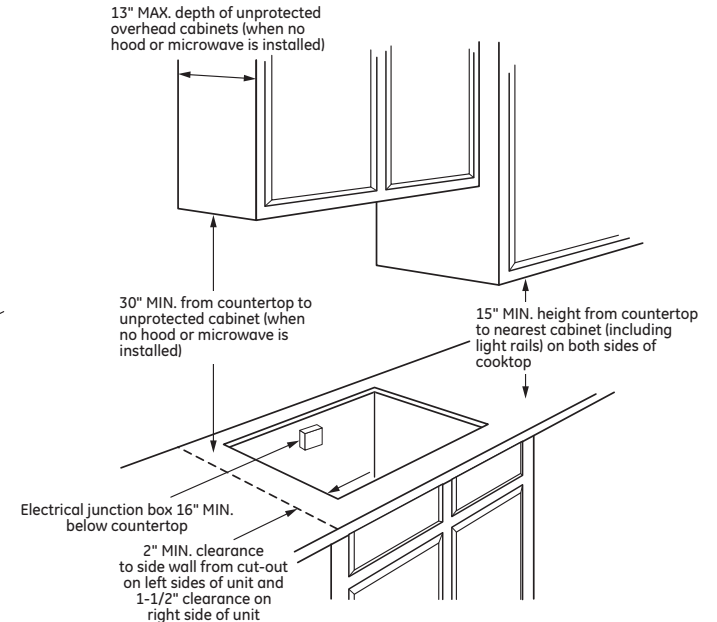
### Approximate Cooking Dimensions



To insure accuracy, it is best to make a template when cutting the opening in the counter

| KW Rating |            |
|-----------|------------|
| 240V      | 9.5        |
| 208V      | 8.2        |
| Amperage  |            |
| 240V      | 39.6 Amps† |
| 208V      | 39.6 Amps† |

†Note: Check local codes for required breaker size



For answers to your Monogram® or GE appliance questions, visit our website at [geappliances.com](http://geappliances.com) or call GE Answer Center® service, 800.626.2000.




# PP9030DJ

## GE Profile™ Series 30" Built-In Touch Control Electric Cooktop

### Features and Benefits

- Five radiant cooking elements - Cook foods quickly and evenly on this sleek, glass surface
- Glide touch controls - Precisely control heat instantly and easily with one swipe
- 6"/9" Power Boil element - Use different pan sizes on this single, 3,100-watt flexible element that produces rapid powerful heat
- 5"/8" dual element - Use different pan sizes on this single, 2,200-watt flexible element
- SyncBurners - Control two 7" elements simultaneously to evenly heat large cookware or griddles\*
- Multi-element timer - Manage up to five pans at once with individual timers for each element
- Control lock capability - Protects against unintended activation
- Custom Settings - Personalize your cooktop settings to fit your cooking style
- Red LED display with beveled black glass surface - Achieve a premium look that complements the entire kitchen
- Hot surface indicator lights - Know when elements are too hot to touch with a quick glance
- Model PP9030DJBB - Black on Black



### \*Optional Stainless Steel Clad Aluminum Griddle

Achieve even results with this lightweight griddle, tailored to fit GE SyncBurners. Order part number JXGRIDL1 from your GE Dealer.



imagination at work