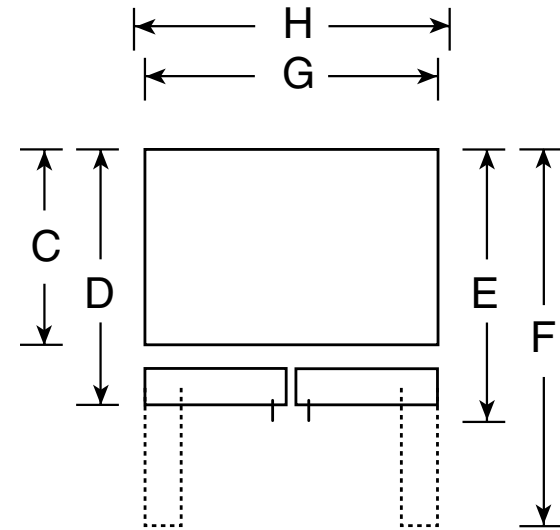
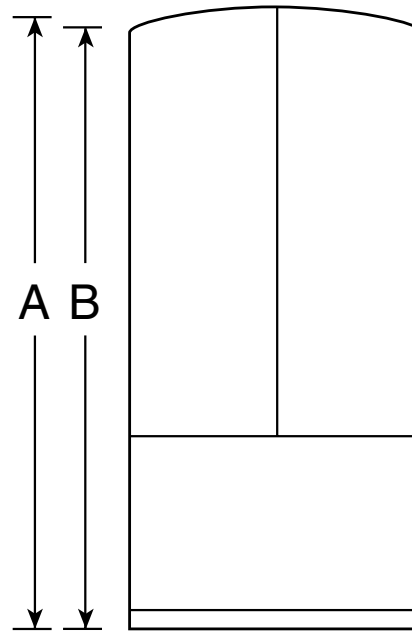


GFSF2HCY

GE® ENERGY STAR® 22.0 Cu. Ft. Bottom-Freezer Drawer Refrigerator

Dimensions and Installation Information (in inches)

Overall Dimensions	Height to top of hinge (in.) A	68-1/2
	Height to top of case (in.) B	67-3/4
	Case depth without door (in.) C	28-1/4
	Case depth less door handle (in.) D	32-1/2
	Case depth with door handle (in.) E	34-7/8
	Depth with fresh food door open 90° (in.) F	46-5/8
	Width (in.) G	33
Air Clearances	Width with door open 90° inc. door handle (in.) H	40-3/8
	Each side (in.)	1/8
	Top (in.)	1
	Back (in.)	3/4



For answers to your Monogram®, GE Profile™ or GE® appliance questions, visit our website at ge.com or call GE Answer Center® service, 800.626.2000.



imagination at work

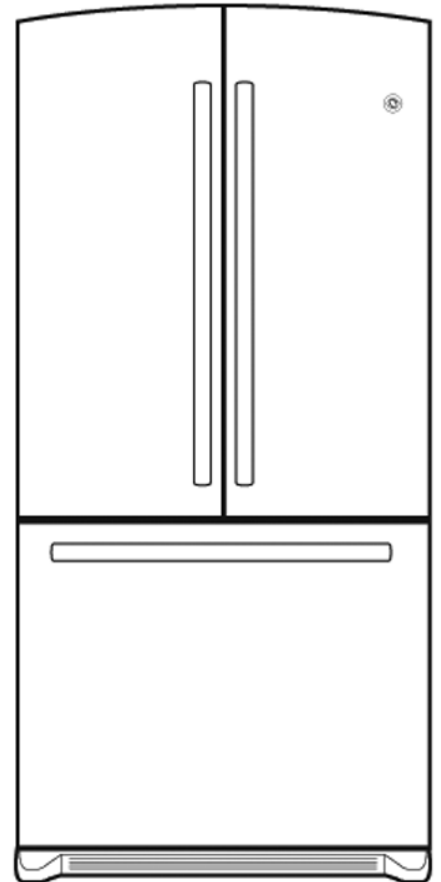


GFSF2HCY

GE® ENERGY STAR® 22.0 Cu. Ft. Bottom-Freezer Drawer Refrigerator

Features and Benefits

- Crown doors with hidden hinges - Step up to rounded doors and the clean look of concealed hinges
- Upfront temperature controls - Easy-to-use controls are located in an easy-to-reach position
- Factory-installed icemaker - Refrigerator comes ready to automatically create ice
- BrightSpace™ interior with GE Reveal® lighting - It's easy to find tasty treats under bright, clear interior lighting
- Two-level Slide 'n Store™ system - Keep all your frozen favorites within easy reach
- Adjustable-humidity crispers - Set the controls to keep foods just the way you like them
- Snack drawer - Conveniently stores favorite foods and allows for quick, easy access
- Model GFSF2HCYWW - White on white
- Model GFSF2HCYBB - Black on black



imagination at work