



Regent Metallics

To achieve the Regent Metallics look, please follow these simple steps:

RALPH LAUREN PAINT NEEDED:



RALPH LAUREN REGENT METALLICS PAINT

RALPH LAUREN APPLICATORS NEEDED:



9" RALPH LAUREN REGENT METALLICS ROLLER COVER
Handle sold separately

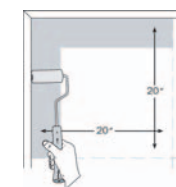


4.5" RALPH LAUREN REGENT METALLICS ROLLER

• 3" Nylon/Poly Trim Brush

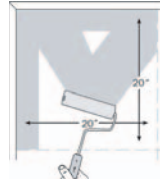
FOR WALLS AND DOORS

New and previously painted surfaces should be primed with the appropriate latex primer before painting. Tape all surfaces that will not be painted. It will take 1 day to complete this technique.

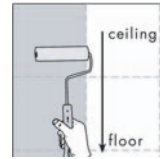


Use the 4.5" Regent Metallics Roller to "Cut In" 20" wide

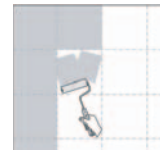
borders along the top, bottom and corners of the wall. Helpful Hint: Use the trim roller in a dabbing motion to fill in unpainted spots in hard to reach areas.



With the Ralph Lauren 9" Roller, paint in a 20" x 20" section using the V-technique. Roll paint onto a second 20" x 20" section directly below the first section to begin a column. Helpful Hint: Reload the roller after each 20" section.

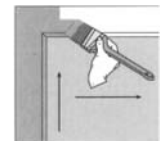


When the entire column has been painted, use the roller to make a continuous ceiling-to-floor sweep without reloading the roller. Begin the next 20" wide column; repeat steps until wall is complete. Helpful Hint: Make sure to minimize the overlap of the sections when painting the first coat. Allow first coat to dry for 4 hours. Repeat process for the second coat.



TRIM WORK

Use the 3" Ralph Lauren Premium Quality Nylon/Polyester Trim Brush to apply paint evenly in a single direction. Helpful Hint: Do not feather the end of the brush stroke; leave a thick, wet edge so that it



may be blended with the next brush for an even appearance. For complete coverage, apply 2 coats or more, allowing a dry time of 4 hours between coats.

STRIPING

Directions for striping and other Faux Techniques can be found on RLHOME.POLO.COM



©2005 POLO RALPH LAUREN CORPORATION • 3/05

Regent Metallics

A collection of luminous paint that adds a shimmering richness to classic colors. Inspired by military and heraldic trim, these burnished bronzes and coppers, antiqued golds and patinated silvers and glistening silvered blues, greens and purples introduce a new level of luxury and custom detail to a room.

RLHOME.POLO.COM

Discover paint how-to videos and explore Ralph Lauren premium-quality latex paint in our entire spectrum of colors online or call **1-800-379-POLO** for questions.

Visit our comprehensive color display and obtain paint chips for accurate color & finish.



RALPH LAUREN PAINT

REGENT METALLICS

SILVER TRIM ADDS ELEGANCE
TO A PANELED SCREEN
AND METALLIC WALL.



The quiet gleam of these sophisticated metallics brings elegance to a candlelit dining room or intimate library, injects drama into a diminutive powder room and adds depth and luxury to a ceiling or paneled screen.

AT LEFT ON TRIM: SILVER PLATED • RM13
ON WALL: IRON GATE • RM15

THE PAINTS ARE DESIGNED TO BE APPLIED ON WALLS WITH THE RALPH LAUREN UNIQUE METALLIC ROLLER, WHICH CREATES A SUBTLE TEXTURE AKIN TO HAMMERED METAL, ALLOWING FOR EASE OF APPLICATION AND A LUSTROUS FINISH.

GREAT HALL • RM21



THE METALLIC PAINTS CAN BE APPLIED TO TRIM AND ARCHITECTURAL ELEMENTS, AND LEND THEMSELVES BEAUTIFULLY TO FAUX FINISH TREATMENTS SUCH AS RAGGING, STRIÉ, STIPPLING AND STRIPES.

COVER: GOLDEN CANDLESTICKS • RM35
RIGHT: LIGHT STRIPE: TORCH • RM26
DARK STRIPE: CANDELABRA • RM27



Luminous,
radiant
and bright