



**SKU # 1001788262**  
**YOW SKU # 724 768**  
**Model # TY187-1218**

## USE AND CARE GUIDE

### 3-Piece LED Lighted Multi-Color Sisal Gift Boxes



*THANK YOU*

We appreciate the trust and confidence you have placed in Home Accents through the purchase of this 3-Piece LED Lighted Multi-Color Sisal Gift Boxes. We strive to continually create quality products designed to enhance your home. Visit us online to see our full line of products available for your home improvement needs. Thank you for choosing Home Accents!

#### Guarantee

##### What is Covered

The product is intended for residential seasonal use for approximately 90 days per year. This product is covered by a 90 day limited guarantee due to defects in material and workmanship. Return the product with purchase receipt to the location of purchase for refund within 90 days of purchase.

##### What is Not Covered

This warranty does not cover commercial use, normal wear and tear, products not used in accordance with directions provided on or with the product, burn out of bulbs or LEDs, batteries, products that have been subjected to unauthorized repair and/or modification and damage caused by shipping and improper handling, alterations, misuse or accidents. Questions, problems, missing parts? Before returning to the store, call Home Accents Holiday Customer Service 8 a.m.-6 p.m., EST, Monday-Friday

**1-877-527-0313**

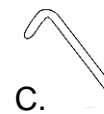
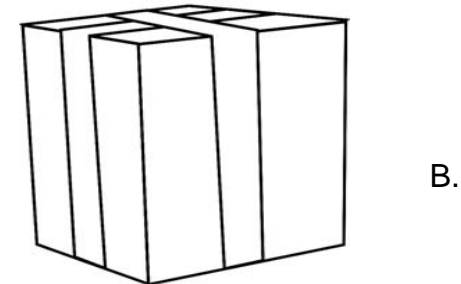

**HOMEACCENTSHOLIDAY.COM**

## Pre-Assembly

### PLANNING ASSEMBLY

Carefully remove all the parts from the box and place them on a flat surface. Read the entire manual prior to assembly and identify all the parts included in the package against the parts list. If any parts are missing or damaged do not attempt assembly. Contact our customer service center or return to store. Assembly of this product may require more than one person.

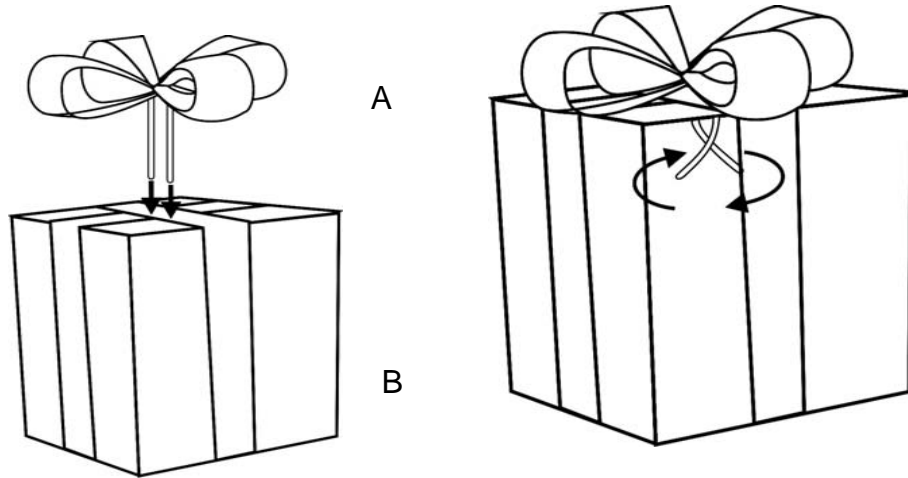
### PACKAGE CONTENTS




Package Contents/Parts List		
Part	Description	Quantity
A	Knot	3
B	Gift box	3
C	Ground Stake	6
D	Fuse	3
E	Replacement Bulbs	4

## Assembly

### Assembling the Gift Box



Step 1. Insert the wire ties attached to the Bow (A) through the matching holes on the top face of each of the Gift Boxes (B). Twist the wires together from inside the box [from the open bottom side] to secure the Bows to the Gift Box.



Step 1. Secure the Giftbox to the ground with the Ground Stakes(C).

## Pre-Operation

**CAUTION:** Grasp the plug to insert or remove from the power source. Do not unplug by pulling on cord.

**CAUTION:** The lighting string on this product is rated at 2.4 Watts (0.02 Amps) for MODEL NO. TY-B-25L/1W-57(8), MODEL NO. TY-B-35L/1W-57(10), rated at 4.8 Watts(0.04 Amps) for MODEL NO . TY-B-50L/2W-57(12). Do not overload. Do not connect to other lighting strings, decorative outfit or other electrical products. Before you use or re-use this product inspect it carefully. Return to Store or discard if the product has cuts, damage or frayed wire insulation on cords, cracks in the socket enclosures, loose connections or exposed copper wire.

## Care and Cleaning

- Carefully remove the product from wherever it is placed. This helps to avoid any undue strain or stress on the product, wire and lighting connections. If the product is placed somewhere other than the ground it should be well secured and stable.
- Wipe the unit with a damp cloth and allow the unit to dry before storing.
- Store the product neatly in a cool, dry location protected from sunlight.

## FOR INDOOR AND OUTDOOR USE