




Developed by Nature™ Pebble
12 in. x 24 in. tile installed in horizontal corridor pattern

INSTALLATION IDEAS




12 in. x 24 in.

Give your floors or walls a bold and contemporary look with these modern, large format tiles. Create your own pattern or select the right one for your home from these examples below.



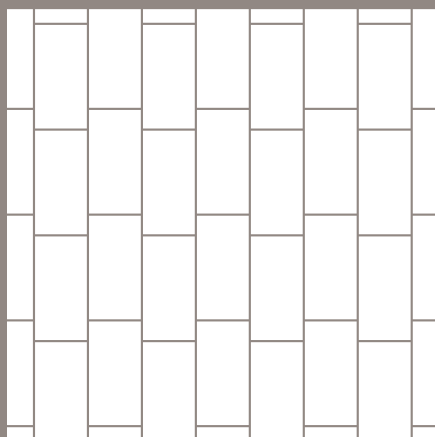
Rectangular Grid

| Pieces | Size | Percent |
|--------|-----------------|---------|
| 50 | 12 in. x 24 in. | 100 |
| | | |
| | | |




Staggered Brickwork

| Pieces | Size | Percent |
|--------|-----------------|---------|
| 50 | 12 in. x 24 in. | 100 |
| | | |
| | | |



Brickwork 1/5 Offset

| Pieces | Size | Percent |
|--------|-----------------|---------|
| 50 | 12 in. x 24 in. | 100 |
| | | |
| | | |



Brickwork 1/3 Offset

| Pieces | Size | Percent |
|--------|-----------------|---------|
| 50 | 12 in. x 24 in. | 100 |
| | | |
| | | |

Pieces and percent coverage are for every 100 sq. ft. Remember to add at least 15% extra space for waste, breakage or future repairs.



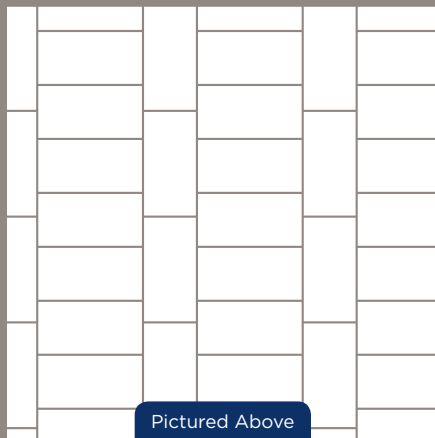
Developed by Nature™ Pebble
12 in. x 24 in. tile installed in horizontal corridor pattern

INSTALLATION IDEAS

MARAZZI 

12 in. x 24 in.


Give your floors or walls a bold and contemporary look with these modern, large format tiles. Create your own pattern or select the right one for your home from these examples below.



Pictured Above


Horizontal Corridor

| Pieces | Size | Percent |
|--------|-----------------|---------|
| 50 | 12 in. x 24 in. | 100 |
| | | |
| | | |




Herringbone

| Pieces | Size | Percent |
|--------|-----------------|---------|
| 50 | 12 in. x 24 in. | 100 |
| | | |
| | | |



1 x 2 Rectangular

| Pieces | Size | Percent |
|--------|-----------------|---------|
| 50 | 12 in. x 24 in. | 100 |
| | | |
| | | |



2 x 2 Rectangular

| Pieces | Size | Percent |
|--------|-----------------|---------|
| 50 | 12 in. x 24 in. | 100 |
| | | |
| | | |

Pieces and percent coverage are for every 100 sq. ft. Remember to add at least 15% extra space for waste, breakage or future repairs.