

Top Mount Refrigerators

FGTR2037T F/P/E

20.4 Cu. Ft. Top Mount



Product Dimensions

Height (Including Hinges & Rollers)	69"
Width	29-5/8"
Depth (Including Door)	31-3/4"

More Easy-To-Use Features

Smudge-Proof™ Stainless Steel¹
Resists fingerprints and cleans easily.

Ice-Ready

Our refrigerator is ice-ready so you have the flexibility to easily add an icemaker later if you decide you want one.

Available in:



¹Select models only.

Signature Features



Humidity-Controlled Crisper Drawers

Our humidity-controlled crisper drawers are designed to keep your fruits and vegetables fresh so you don't have to worry about stocking up.



Full-Width Deli Drawer

Offers you another storage option that is conveniently located so you have easy access to foods such as deli meat and cheeses.



SpillSafe® Shelves

Designed to keep spills contained, making cleanup a breeze.

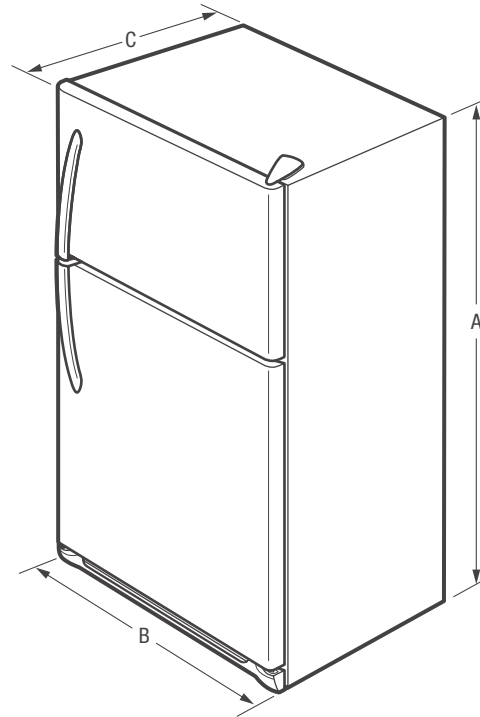


Bright LED Lighting

Find food faster in your refrigerator and freezer with bright LED lighting.

Features	
Door Design	UltraSoft™
Door Handle Design	Stainless Steel (F), Color-Coordinated (P/E)
Cabinet Finish (Textured)	Grey (F), Color-Coordinated (P/E)
Door Stops	Yes
Door Hinge Covers	Grey (F), Color-Coordinated (P/E)
Door Reverse Option	Yes
Rollers - Front/Rear	Adjustable/Yes
Sound Package	
Toe Grille	Grey (F), Color-Coordinated (P/E)
Refrigerator Features	
Interior Lighting	LED
Refrigerator Shelves	2 Full-Width SpillSafe®
Deli Drawer	1 Half-Width
Store-More™ Crisper Drawers	2 Clear
Humidity Controls	2
Dairy Compartment	Yes
Fixed Door Bins	3 Full-Width White
Door Racks	
Non-Slip Bin Liner	
Freezer Features	
Door Bins	2 Full-Width Clear
Door Racks	
Freezer Shelves	1 Full-Width Wire
Factory Ice Maker w/ Large Ice Bin	Optional (PN# IM116)
Lighting	LED
Specifications	
Total Capacity (Cu. Ft.)	20.4
Refrigerator Capacity (Cu. Ft.)	15.3
Freezer Capacity (Cu. Ft.)	5.1
Power Cord Location	Right Bottom Rear
Water Inlet Connection Location	Left Bottom Rear
Voltage Rating	120V / 60Hz
Connected Load (kW Rating) @ 120 Volts ¹	0.54
Amps @ 120 Volts	6.0
Minimum Circuit Required (Amps)	15
Shipping Weight (Approx.)	220 Lbs.

¹For use on adequately wired 120V, dedicated circuit having 2-wire service with a separate ground wire. Appliance must be grounded for safe operation.



NOTE: For planning purposes only. Always consult local and national electric and plumbing codes. Refer to Product Installation Guide for detailed installation instructions on the web at frigidaire.com.



Product Dimensions	
A - Height (Incl. Hinges & Rollers)	69"
B - Width	29-5/8"
C - Depth (Incl. Door)	31-3/4"
Depth with Door Open 90°	60"

Accessories information available on the web at frigidaire.com

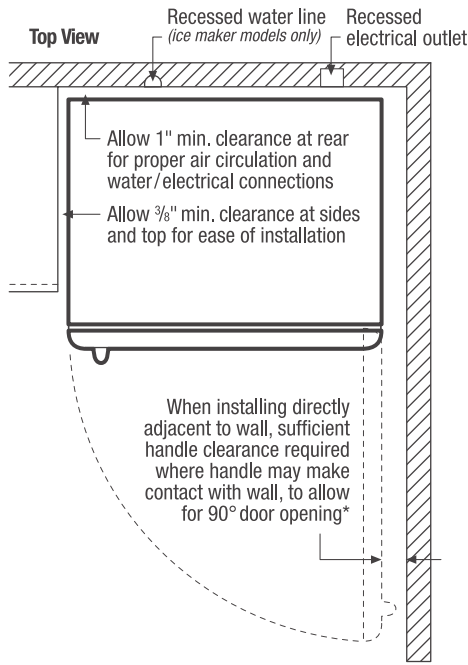
FRIGIDAIRE

USA • 10200 David Taylor Drive • Charlotte, NC 28262 • 1-800-FRIGIDAIRE • frigidaire.com
CANADA • 5855 Terry Fox Way • Mississauga, ON L5V 3E4 • 1-800-265-8352 • frigidaire.ca

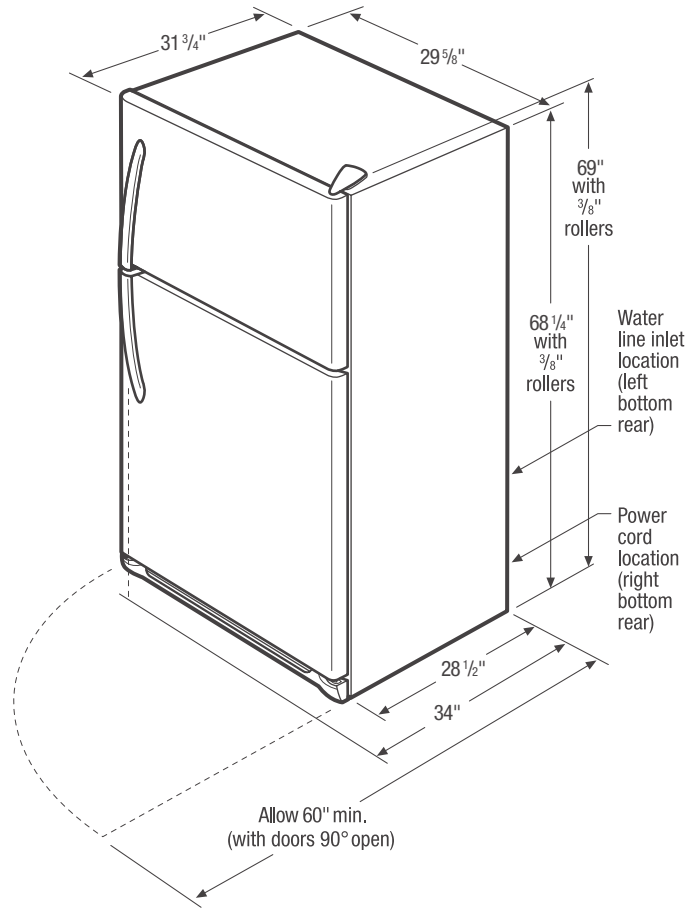
FGTR2037T 06/17

© 2017 Electrolux Home Products, Inc.

Specifications subject to change.



* When installing refrigerator adjacent to wall, cabinet or other appliance that extends beyond front edge of unit, 20" minimum clearance recommended to allow for optimum 140° door swing, providing complete crisper access and removal. (Absolute 3" minimum clearance will ONLY allow for 90° door swing which will provide limited crisper access with restricted removal.)



Top Mount Refrigerator Specifications

- Product Shipping Weight (approx.) - 220 Lbs.
- An electrical supply with grounded three-prong receptacle is required. The power supply circuit must be installed in accordance with current edition of National Electrical Code (NFPA 70) and local codes & ordinances.
- Voltage Rating - 120V / 60 Hz
- Connected Load (kW Rating) @ 120 Volts = 0.54 kW
- Amps @ 120 Volts = 6.0 Amps
- Always consult local and national electric & plumbing codes.
- Floor should be level surface of hard material, capable of supporting fully loaded refrigerator.
- Minimum 3/8" clearance required for sides and top of refrigerator with 1" clearance at rear to allow for ease of installation, proper air circulation, and plumbing/electrical connections.
- When installing refrigerator adjacent to wall, cabinet or other appliance that extends beyond front edge of unit, 20" minimum clearance recommended to allow for optimum 140° door swing, providing complete crisper access and removal. (Absolute 3" minimum clearance will ONLY allow for 90° door swing which will provide limited crisper access with restricted removal.)

- To ensure optimum performance, do not install in areas where temperature drops below 55° F or rises above 110° F and avoid installing in direct sunlight or close proximity to range, dishwasher or other heat source.
- For proper ventilation, front grille MUST remain unobstructed.
- Recess electrical outlet when possible.
- Optional Ice Maker Kit (PN# IM116) available for installation in ice maker-ready models only.
- Water recess on rear wall recommended to prevent water line damage.
- Water Pressure - Cold water line must provide between 30 and 100 pounds per square inch (psi).
- Copper tubing with 1/4" O.D. recommended for water supply line with length equal to distance from rear of unit to household water supply line plus 7 additional feet. Optional Water Supply Installation Kits available.
- Adjustable front rollers to assist with door alignment.

Note: For planning purposes only. Refer to Product Installation Guide on the web at frigidaire.com for detailed instructions.

Optional Accessories

- Ice Maker Kit - (PN# IM116).