



ARTISTIC DECORATIVE HARDWARE™

AUTHENTIC SOLID BRONZE PLAQUES™

ORDER FORM



Follow the simple steps below to order your solid cast bronze plaque

Step 1... customer information

Required for drop shipping (no P.O. Boxes)

Name _____

Street _____ Apt # _____

City _____

State _____ Zip _____

Phone _____

Step 2... personalization - must complete A and B

A Letter Case

Upper Case
Every letter will be capitalized.

Upper & Lower Case
The first letter of each individual word will be capitalized.

B Letters/Numbers **(See Product Description for allowed characters and spaces)**

Please note: **Spaces and punctuation** must be included in your character count.

Line 1

Line 2

Line 3

Michael Healy graphic designers will adjust the letter/number size to create the most aesthetically pleasing plaque possible.

Line 3 is only used for styles A-02A, A-08A, and A-09A.

Step 3... choose your font (Select only one)

HELVETICA/Helvetica Clean, Simple, Easy to Read	TIMES NEW ROMAN/Times New Roman Traditional, Refined, Sophisticated
OPTIMA/Optima Modern, Chic, Contemporary	ZAPF CHANCERY/Zapf Chancery Elegant, Stylish, Graceful


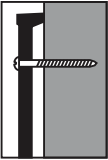
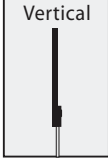
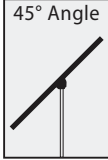
Step 4... choose your background color (Select only one)

Dark Brown₁ **(Traditional and Most Popular)**

Black₃ Burgundy₆ Blue_B Red_R Green_G Light Brown₂ White_W

Note: Raised letters, numbers, and borders are exquisitely hand finished to reveal the **natural virgin bronze**. Any of our background colors will perfectly compliment the unparalleled look of natural bronze. Your plaque will be coated with a baked polyurethane to retain the metal's natural beauty for years to come.

Step 5... choose your mounting method (Select only one)

Concealed ₁	Screws ₂	Lawn Stake _L	Garden Stake _g
 <p>Concealed mounting allows you to hide any visible sign of mounting hardware. It also makes it practically theft proof. Installation involves drilling holes to receive threaded studs (provided) that screw into the back of the plaque. These studs are then glued into place using a construction epoxy.</p>	 <p>You are provided with screws and plastic expansion inserts that allow you to mount your plaque to almost any surface. The screws are painted to match the background color of your plaque.</p>	 <p>Vertical</p> <p>ITEM # MHPLS</p>	 <p>45° Angle</p> <p>24" long by 3/8" diameter solid bronze rod is precision fit to the integral housing cast into the back of your plaque. Small and Medium plaques are provided with one stake. Large and Extra Large plaques are provided with two stakes.</p> <p>(Additional Charges Apply)</p> <p>ITEM # MHPGS</p>

Step 6... submit your order form

After completing your shipping and personalization information above click on the SUBMIT button below and follow the instructions.

If the order form was sent successfully you will receive a confirmation email within one business day of Michael Healy Designs receiving your order.

If you have any difficulty with this order form or have any other questions please call our customer service department at 1-800-995-0988.

Note: This form will be sent directly to Michael Healy Designs for fulfillment.